

④ = 7 IN THE PAPER TEMPLE

S.R.E.S.

ABSTRACT. The W.O.G.D. Neophyte deck, W.O.G.D. Elements deck and this ritual script allows a single magician to operate the W.O.G.D. ④ = 7 initiation in microcosm.

This document was compiled on Wednesday 15th February, 2017.

1. STACKING THE PHILOSOPHUS DECK

Create the ritual deck by facing a stack of 46 cards, 9 of which come from the Neophyte pack:

- | | |
|--------------------------------|----------------------------------|
| (1) Moon | (25) Cup of Water (1 of 3) |
| (2) Star | (26) Cup of Water (2 of 3) |
| (3) Tower | (27) Cup of Water (3 of 3) |
| (4) After the Fall Diagram | (28) Hierophant Wand |
| (5) Philosophus Part Four | (29) Hierophant Lamen |
| (6) Tav Portal Plaque | (30) Hiererus Sword |
| (7) Samekh Portal Plaque | (31) Hiererus Lamen |
| (8) Mem Portal Plaque | (32) Hegemon Wand |
| (9) Kaph Portal Plaque | (33) Hegemon Lamen |
| (10) Shin Portal Plaque | (34) Calvary Cross of 12 Squares |
| (11) Resh Portal Plaque | (35) Blindfold |
| (12) Venus Qamea | (36) Practicus Sash |
| (13) Venus on the Tree of Life | (37) Solid Pyramid of Elements |
| (14) Qoph Portal Plaque | (38) Calvary Cross of 10 Squares |
| (15) Tzaddi Portal Plaque | (39) Red Lamp (1 of 3) |
| (16) Illuminated Black Pillar | (40) Red Lamp (2 of 3) |
| (17) Illuminated White Pillar | (41) Red Lamp (3 of 3) |
| (18) Banner of the West | (42) Peh Portal Plaque |
| (19) Banner of the East | (43) Ayin Portal Plaque |
| (20) Earth Tablet | (44) Nun Portal Plaque |
| (21) Air Tablet | (45) Hegemon Lamen Token |
| (22) Water Tablet | (46) Philosophus Sash |
| (23) Generic Genser | |
| (24) Fire Tablet | |

2. ARRANGING THE PHILOSOPHUS HALL

2.1. **Hiero.** Stack the first five cards - Moon, Star, Tower, After the Fall, Philosophus Part Four - and place in the centre of the table (4C).

Stack the next four Portal Plaques: Tav, Samekh, Mem, Kaph and place it centred at the top (east) edge (1C). Make a stack of the next two Portal Plaques, Shin and Resh,

plus the two Venus diagrams – Qamea and On the Tree – and place it in the upper left corner (northeast) (1A). Stack the next two Portal Plaques, Qoph and Tzaddi, and place it in the upper right (southeast) (1E).

Place the Illuminated Black Pillar diagonally south east of the Altar stack (3D). Place the Illuminated White Pillar immediately to the right (south) of the Black Pillar (3E).

Place the Banner of the West almost, but not quite in the lower left (southwest) corner (6B). Place the Banner of the East between the Shin Portal Plaque and the Tav Portal Plaque (1B).

Place the Earth Tablet to the left (north) (4A). Place the Air Tablet on top of the Tav Portal Plaque. Place the Water Tablet centred at the close (west) edge (7C). Stack the Censer and Fire Tablet and place it to the right (south) (4E).

Place a Water Cup card below the Banner of the East (2B). Place the second Water Cup above the Black Pillar (2D). Place the third Water Cup diagonally southeast of the Water Tablet (6D).

Stack the next two cards, Hierophant Wand and Hierophant Lamens and place them below (west) the Shin Portal Plaque (2A).

3. CHARGING THE HALL

3.1. **Hiero.** Perform the Charging of the Hall from the $\textcircled{0} = \boxed{0}$ ritual, ending with the Hierophant stack below the Shin Portal Plaque (2A), Hierophant Wand in the active position.

4. ADMISSION OF THE OFFICERS

4.1. **Hierus.** Knock once on table.

4.2. **Hierus.** Har Par Krat. \$PasswOrd.

4.3. **Hierus.** Place the Hierus Sword and Hierus Lamens face down below the Hierophant (3A). Make the Sign of the Enterer. Pick up the Hierus stack and tap it above the Altar (3C), then to the right of the Altar (4D). Place the Hierus stack immediately above the Water Tablet (6C). Make the Sign of Silence.

4.4. **Hiero.** Hold the Hierophant Wand. Tap the Hierus stack.

4.5. **Hiero.** Welcome, Hierus.

4.6. **Hiero.** Place the Hierophant Wand onto the Hierophant Lamens in the active position.

4.7. **Hegemon.** Knock once on table.

4.8. **Hegemon.** Har Par Krat. \$PasswOrd.

4.9. **Hegemon.** Place the Hegemon Wand and Hegemon Lamens face down below the Hierophant (3A). Make the Sign of the Enterer. Pick up the Hegemon stack and tap it above the Altar (3C), then place the Hegemon stack between the Qoph Portal Plaque and the White Pillar (2E). Make the Sign of Silence.

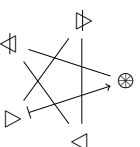
4.10. **Hiero.** Hold the Hierophant Wand. Tap the Hegemon stack.

4.11. **Hiero.** Welcome, Hegemon.

- 5.26. **Hegemon.** *Touch the Hegemon Wand.*
- 5.27. **Hegemon.** The 29th Path of Qoph, the 28th Path of Tzaddi and the 27th Path of Peh.
- 5.28. **Hiero.** *Touch the Hierophant Wand.*
- 5.29. **Hiero.** Honoured Hiererus, to what does the 29th Path allude?
- 5.30. **Hiererus.** *Touch the Hiererus Sword.*
- 5.31. **Hiererus.** To the reflection of the Sphere of Pisces.
- 5.32. **Hiero.** *Touch the Hierophant Wand.*
- 5.33. **Hiero.** Honoured Hegemon, to what does the 28th Path allude?
- 5.34. **Hegemon.** *Touch the Hegemon Wand.*
- 5.35. **Hegemon.** To the reflection of the Sphere of Aquarius.
- 5.36. **Hiero.** *Touch the Hierophant Wand.*
- 5.37. **Hiero.** Honoured Hiererus, to what does the 27th Path correspond?
- 5.38. **Hiererus.** *Touch the Hiererus Sword.*
- 5.39. **Hiererus.** To the reflection of the Sphere of Mars.
- 5.40. **Hiero.** *Touch the Hierophant Wand.*
- 5.41. **Hiero.** Let us adore the Lord and King of Fire.
 YOD HEH VAV HEH TZABAOTHI!
 YOD HEH VAV HEH TZABAOTHI!
 YOD HEH VAV HEH TZABAOTHI!
 Blessed be thou – Leader of Armies is Thy Name!
 AMEN!
- 5.42. **All.** Salute with the $\textcircled{4} = \boxed{7}$ Sign.
- 5.43. **Hegemon.** *Rotate the Hegemon stack 90 degrees deosil in place, facing South.*
- 5.44. **Hiererus.** *Rotate the Hiererus stack 90 degrees deosil in place, facing South.*
- 5.45. **Hiero.** *Pick up the Hierophant stack and place it between the Altar and the Censer (4D), rotated 90 degrees deosil. The Hierophant Wand still in the active position points directly at the Fire Tablet. Palm the Censer.*
- 5.46. **Hiero.** *While vibrating the name...*
- 5.47. **Hiero.** BITOM.
(Bee-toh-em.)

11.16. **Hiero.** IMMORTAL, ETERNAL, INEFFABLE AND UNCREATED SPIRIT, BORNE UPON THE CHARIOT OF WORLDS WHICH EVER ROLL IN CEASELESS MOTION.
 RULER OVER THE ETHERIAL VASTNESS WHERE THE THRONE OF THY POWERS IS RAISED, FROM THE SUMMIT OF WHICH THINE EYES BEHOLD ALL AND THY PURE AND HOLY EARS HEAR ALL.
 HELP US, THY CHILDREN, WHOM THOU HAST LOVED SINCE THE BIRTH OF THE AGES OF TIME!
 THY MAJESTY, GOLDEN, VAST AND ETERNAL, SHINETH ABOVE THE HEAVEN OF STARS.
 ABOVE THEM ART THOU EXALTED.
 O THOU FLASHING FIRE, THERE THOU ILLUMINATES ALL THINGS WITH THINE INSUPPORTABLE GLORY, WHENCE FLOW THE CEASELESS STREAMS OF SPLENDOR WHICH NOURISH THINE INFINITE SPIRIT.
 THIS INFINITE SPIRIT NOURISHETH ALL AND MAKETH THAT INEXHAUSTIBLE TREASURE OF GENERATION WHICH EVER ENCOMPASSETH THEE – REPLETE WITH THE NUMBERLESS FORMS WHEREWITH THOU HAST FILLED IT FROM THE BEGINNING OF TIME.
 FROM THIS SPIRIT ARISE THOSE MOST HOLY KINGS WHO ARE AROUND THY THRONE AND WHO COMPOSE THY COURT.
 O UNIVERSAL SPIRIT!
 SPIRIT ALIKE OF IMMORTALS AND MORTALS.
 THOU HAST SPECIALLY CREATED POWERS SIMILAR UNTO THY THOUGHT ETERNAL AND UNTO THY VENERABLE ESSENCE.
 THOU HAST ESTABLISHED THEM ABOVE THE ANGELS WHO ANNOUNCE THY WILL TO THE WORLD.
 LASTLY THOU HAST CREATED US AS A THIRD ORDER IN OUR ELEMENTAL EMPIRE.
 THERE OUR CONTINUAL EXERCISE IS TO PRAISE AND ADORE THY DESIRES:
 THERE WE CEASELESSLY BURN WITH ETERNAL ASPIRATIONS UNTO THEE, O SPIRIT!
 O FORM OF ALL FORMS!
 SOUL, SPIRIT, HARMONY AND NUMERAL OF ALL THINGS!
 AMEN!

11.17. **Hiero.** *Tap the Fire Tablet, then make a Banishing Fire pentagram, a Banishing Spirit Active pentagram and a widdershins circle.*



BANISHING
 FIRE

10. SIGNING OF THE REGISTER

- 10.1. **Hiero.** Tap the *Hiereus* stack.
- 10.2. **Hiero.** Honoured *Hiereus*, please prepare the Register to formally record the advancement.
- 10.3. **Hiero.** Place the *Hierophant Wand* onto the *Hierophant Lamens* in the active position.
- 10.4. **All.** The register is signed.
- 10.5. **Hiereus.** Touch the *Hiereus* stack.
- 10.6. **Hiereus.** The Register has been signed!
11. CLOSING
- 11.1. **Hiero.** Hold the *Hierophant Wand*.
- 11.2. **Hiero.** Collegae of the Temple of Buer of the Witches' Order of the Golden Dawn, please assist me to close the Temple in the (4) = [7] Grade of Philosophus.
- 11.3. **Hiero.** Tap the *Hegemon* stack.
- 11.4. **Hiero.** Honoured *Hegemon*, please see that the Temple is properly guarded.
- 11.5. **Hiero.** Place the *Hierophant Wand* onto the *Hierophant Lamens* in the active position.
- 11.6. **Hegemon.** Hold the *Hegemon Wand*. Tap the *Banner of the West*. Tap the *Banner of the East*.

11.7. **Hegemon.** Very Honoured *Hierophant*, the Temple is properly guarded.

11.8. **Hegemon.** Place the *Hegemon Wand* onto the *Hegemon Lamens* squarely.

11.9. **Hiero.** Hold the *Hierophant Wand*.

11.10. **Hiero.** Let us adore the Lord and King of Fire.

YOD HEH VAV HEH of Hosts, Mighty and Terrible! Commander of the Ethereal Armies art thou! Amen!

11.11. **Hiero.** Place the *Hierophant Wand* onto the *Hierophant Lamens* in the active position. Salute with the (4) = [7] Sign.

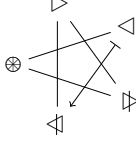
11.12. **Hegemon.** Pick up the *Hegemon* stack. Collect the *Philosophus Sash* underneath it. Place the *Philosophus Sash* between the *Tzaddi* and *Peh Portal Plaques*, rotated 90 degrees deosil. Tap between the *Peh Portal Plaque* and the *Altar*, then place the *Hegemon* stack above (east) of the *Altar*, rotated 90 degrees deosil (3C).

11.13. **Hiereus.** Place the *Hiereus* stack between the *Pillars*, rotated 90 degrees deosil (5C).

11.14. **Hiero.** Place the *Hierophant* stack between the *Altar* and the *Fire Tablet*, rotated 90 degrees deosil (4D). Hold the *Hierophant Wand*.

11.15. **Hiero.** Let us rehearse the Prayer of the Salamanders, or Fire Spirits.

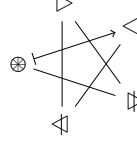
5.48. **Hiero.** ... make the *Invoking Pentagram of Spirit Passive* in a deosil circle before the *Fire Tablet*.



INVOKING
SPIRIT ACTIVE

5.49. **Hiero.** In the name of..

5.50. **Hiero.** Still wielding the *Censer*, make an *Invoking Pentagram of Fire* while vibrating the name



INVOKING
FIRE

5.51. **Hiero.** ELOHIM Mighty and Ruling, and in the name of YOD HEH VAV HEH TZABAOTH, Spirits of Fire, adore the Spirit of the Universe!

5.52. **Hiero.** Make the *Sign of Leo* with the *Censer*.



5.53. **Hiero.** In the name of MICHAEL, the Great Archangel of Fire, and in the sign of the Lion, Spirits of Fire, adore the Spirit of the Universe!

5.54. **Hiero.** Make *Gross* with *Censer*.

5.55. **Hiero.** In the Name and letters of the Great Southern Quadrangle revealed unto Enoch by the Great Angel Ave, Spirits of Fire, adore the Spirit of the Universe!

5.56. **Hiero.** Hold *Censer* on high.

5.57. **Hiero.** In the Three Great Secret names of God borne upon the Banners of the South –

5.58. **Hiero.** OIP TEAA PEDOCE
(Oh-ee-pay Tay-ah-ah Pay-do-kay)

5.59. **Hiero.** – Spirits of Fire, adore the Spirit of the Universe!

5.60. **Hiero.** In the Name of

- 5.61. **Hiero.** EDELPERNA
(*Ay-del-per-nah*)
- 5.62. **Hiero.** Great King of the South, Spirits of Fire, adore the Spirit of the Universe!
Fire, adore the Spirit of the Universe!
- 5.63. **Hiero.** Place the Censer below the Fire Tablet (SE).
- 5.64. **Hegemon.** Rotate 90 degrees widdershins in place.
- 5.65. **Hiereus.** Rotate 90 degrees widdershins in place.
- 5.66. **Hiero.** Pick up the Hierophant stack. Tap it below the Altar (5C), to the left of the Altar (4B) and then place it below the Shin Portal Plaque (2A). Hold the Hierophant Wand. Tap the Hegemon.
- 5.67. **Hiero.** Honoured Hegemon, please proclaim the Temple open.
- 5.68. **Hiero.** Place the Hierophant Wand onto the Hierophant Lamen in the active position.
- 5.69. **Hegemon.** Touch Hegemon Wand.
- 5.70. **Hegemon.** In the name of YOD HEH VAV HEH TZABAOTH, I declare this Temple opened in the $\textcircled{4} = \boxed{7}$ Grade of Philosophus!
- 5.71. **Hiero.** Knock: // // // // //
- 5.72. **Hiereus.** Knock: // // // // //
- 5.73. **Hegemon.** Knock: // // // // //
6. THE 29TH PATH OF QOPH
- 6.1. **Hiero.** Hold the Hierophant Wand.
- 6.2. **Hiero.** Collegae of the Temple of Buer of the Witches' Order of the Golden Dawn, be it known that Collega (*\$motto*) having made such progress in the Paths of Occult Science is now eligible for advancement to the $\textcircled{4} = \boxed{7}$ Grade of Philosophus, and I have received dispensation from the Greatly Honoured Chiefs of the Second Order to perform their advancement in due form.
- 6.3. **Hiero.** Tap the Hegemon.
- 6.4. **Hiero.** Honoured Hegemon, please superintend the preparation of the Aspirant.
- 6.5. **Hiero.** Place the Hierophant Wand onto the Hierophant Lamen in the active position.
- 6.6. **Hegemon.** Make the Sign of Philosophus. Pick up the Hegemon stack. Tap it to the right of the Altar (4D), then in the lower right (7E) then in the lower left (7A).
- 6.7. **Aspirant.** The aspirant stack is built from the Cadvery Cross of 12 Squares, Blindfold and Practicas Sash.
- 6.8. **Hegemon.** Place the Aspirant stack underneath the Hegemon stack.

- 9.50. **Hiero.** The Portals in the East...
- 9.51. **Hiero.** Tap the Kaph Portal Plaque.
- 9.52. **Hiero.** ... and Northeast...
- 9.53. **Hiero.** Tap the Nun Portal Plaque.
- 9.54. **Hiero.** ... conduct to higher Grades. The others are those of Paths you have already traversed.
This Grade is related to the Planet Venus, which rules in Netzach. Its Symbol, when inscribed on the Tree of Life, is shown in the East.
- 9.55. **Hiero.** Tap the Venus on the Tree of Life diagram.
- 9.56. **Hiero.** It embraces the whole of the Sephiroth, and therefore is a fitting emblem of the Isis of Nature; hence, also, its circle is represented larger than that of Mercury.
- 9.57. **Hiero.** Place the Hierophant Wand onto the Hierophant Lamen in the active position.
- 9.58. **Hegemon.** Pick up the Hegemon/Aspirant stack. Place the two Hegemon cards to the south of the Altar (4D).
- 9.59. **Aspirant.** Place the Philosophus Sash above the Water Tablet (6C).
- 9.60. **Hiero.** Hold the Hierophant Wand. Tap the Philosophus Sash.
- 9.61. **Hiero.** I now congratulate you, Honoured Collega, on having passed through the Ceremony of the $\textcircled{4} = \boxed{7}$ Grade of Philosophus and in recognition thereof, I confer upon you the Mystic Title Pharos Illuminans, which means Illuminating Tower of Light, and I give you the symbol of Asch which is the Hebrew Name of Fire.
And, as having attained at length the highest Grade of the First Order, and being, as it were, the connecting link with the Second Order, I further confer upon you the title of respect "Honoured Collega," and I give you the further symbol of Phrath or Euphrates, the Fourth River.
In the name of YOD HEH VAV HEH TZABAOTH, I now proclaim that you have been duly advanced to the $\textcircled{4} = \boxed{7}$ Grade of Philosophus and that you are Master of the 27th, 28th and 29th Paths.
Honoured Collega, as a Member of this important Grade, you are eligible for the post of Hiererus when a vacancy occurs. You are furthermore expected, as having risen so high in the Order, to aid to your utmost the members of the Second Order in the working of the Temple to which you have been attached; to study thoroughly the Mysteries which have been unfolded to your view in your progress from the humble position of Neophyte, so that yours may not be the mere superficial knowledge which marks the conceited and ignorant, but that you may really and thoroughly understand what you profess to know, and not by your ignorance and folly bring disgrace on that Order which has honoured you so far.
Your duty is also to supervise the studies of newer Collegae, and to make yourself as far as possible an Ornament, alike to your Temple and to your Order.

9.38. **Hiero.** The Sign of this Grade is given by raising the hands to the forehead, and with the thumbs and index fingers forming a triangle, apex up thus. . .

Demonstrates the (4) = (7) Sign.

. . . This represents the element of Fire, to which this Grade is allotted, and also the Spirit which moved upon the Waters at the Beginning of Time. The Grip or Token is the general Grip of the First Order. The Grand Word is a Name of nine letters – Yod Heh Vav Heh Tzabaoth – which means Lord of Armies.

The Mystic Number is 28 and from it is formed the Password Kaph Cheth, which should be lettered separately when given. It means Power.

Unto this Grade, and unto the Sephirah Netzach, the Seventh Path of the Sepher Yetzirah is referred. It is called the "Recondite Intelligence" and is so called because it is the Refulgent Splendour of all the Intellectual Virtues which are perceived by the Eye of the Mind and by the Contemplation of Faith.

9.39. **Hiero.** *Hold the Hierophant Wand. Tap the Aspirant stack.*

9.40. **Hiero.** The distinguishing Badge of this Grade, which you will now be entitled to wear, is the Sash of a Practicus, with the addition of a bright green cross above the violet cross and the numbers 4 and 7 in a circle and in a square on either side of its summit, and below the number 31, the numbers 27, 28 and 29 in bright green, between narrow bars of the same colour.

9.41. **Hiero.** *Place the Hierophant Wand onto the Hierophant Lamen in the active position. Set the Practicus Sash aside, revealing the Philosophus Sash. Hold the Hierophant Wand.*

9.42. **Hiero.** This Grade is especially referred to Fire and therefore the Great Watchtower or Terrestrial Tablet of the South forms one of its principal Emblems.

9.43. **Hiero.** *Tap the Fire Tablet.*

9.44. **Hiero.** It is known as the Fourth or Great Southern Quadrangle and is one of the Four Great Tablets delivered unto Enoch by the Great Angel Ave. From it are drawn the Three Holy Secret Names of God, OIP TEAA PEDOCÉ, which are borne upon the Banners of the South, and numberless names of other Angels, Archangels and Spirits which appertain unto the Element of Fire. The meanings of the other Tablets have already been explained to you.

9.45. **Hiero.** *Gesture at the Altar as suggested by the speech.*

9.46. **Hiero.** The Triangle surmounting the Cross upon the Altar represents the Fire of the Spirit surmounting the Cross of Life and of the Waters of Edom. You will note that it forms the Alchemical Emblem of Sulphur. The Red Lamps at the angles of the Triangle are the threefold form of Fire.

9.47. **Hiero.** *Place the Hierophant Wand onto the Hierophant Lamen in the active position.*

9.48. **Hegemon.** *Pick up the Hegemon stack. Place it on top of the Philosophus Sash. Pick up the Hegemon/Aspirant stack. Tap on the Hierews. Place the Hegemon/Aspirant stack below the Hierophant (3C).*

9.49. **Hiero.** *Hold the Hierophant Wand.*

6.9. **Aspirant.** *Knock on the table: / / / / / / / /*

6.10. **Hegemon.** *Tap the Hegemon/Aspirant stack in the lower left (7A) and below the Altar (5C), then place it between the Altar and the Fire Tablet (4D).*

6.11. **Hegemon.** And the RUACH ELOHIM moved upon the Face of the Waters.

6.12. **Hegemon.** *Take the two Hegemon cards off of the Hegemon/Aspirant stack and place them below the Aspirant (5D). Take the Calvary Cross of 12 Squares off of the Aspirant stack and place it on top of the Hegemon stack.*

6.13. **Hiero.** *Touch the Hierophant Wand.*

6.14. **Hiero.** You will now give the Hegemon the Signs and Words of the (3) = (8) Grade.

6.15. **Hegemon.** *Touch the Hegemon stack.*

6.16. **Hegemon.** Please give me the Sign of the (3) = (8) Grade.

6.17. **Aspirant.** *Make the Sign of Practicus.*

6.18. **Hegemon.** *Touch the Hegemon stack.*

6.19. **Hegemon.** Please give me the Grip or Token.

6.20. **Aspirant.** *Visualize exchanging the Grip with the Hegemon.*

6.21. **Hegemon.** *Touch the Hegemon stack.*

6.22. **Hegemon.** What is the Mystic Number?

6.23. **Aspirant.** *Touch the Aspirant stack.*

6.24. **Aspirant.** 36.

6.25. **Hegemon.** *Touch the Hegemon stack.*

6.26. **Hegemon.** What is the Password?

6.27. **Aspirant.** *Touch the Aspirant stack.*

6.28. **Aspirant.** Aleph Lamed Heh.

6.29. **Hegemon.** *Touch the Hegemon stack.*

6.30. **Hegemon.** Tell me the Mystic Title you received in the (3) = (8) Grade of Practicus.

6.31. **Aspirant.** *Touch the Aspirant stack.*

6.32. **Aspirant.** Monokeros de Astris.

6.33. **Hegemon.** *Touch the Hegemon stack.*

6.34. **Hegemon.** And the Symbol?

6.35. **Aspirant.** *Touch the Aspirant stack.*

6.36. **Aspirant.** Mayim.

6.37. **Aspirant.** *Rotate the Aspirant stack 90 degrees deosil in place.*

- 6.38. **Hiero.** *Touch the Hierophant Wand.*
- 6.39. **Hiero.** *Collega Monokeros de Astris, do you solemnly pledge yourself to hold sacred the Mysteries of the 29th, 28th and 27th Paths and of the $\textcircled{4} = \boxed{7}$ Grade of Philosopher, as you have similarly sworn in the previous Grades?*
- 6.40. **Aspirant.** *Touch the Aspirant stack.*
- 6.41. **Aspirant.** I do.
- 6.42. **Hiero.** *Touch the Hierophant Wand.*
- 6.43. **Hiero.** *Then you will stretch your arms out above your head to their full limit and repeat after me:*
"I swear by the Torrent of Fire!"
- 6.44. **Aspirant.** *Touch the Aspirant stack and then raise both arms over head.*
- 6.45. **Aspirant.** I swear by the Torrent of Fire!
- 6.46. **Hiero.** *Touch the Hierophant Wand.*
- 6.47. **Hiero.** *Let the Blindfold be removed!*
- 6.48. **Hegemon.** *Set the Blindfold aside.*
- 6.49. **Hiero.** *Touch the Hierophant Wand.*
- 6.50. **Hiero.** *Present the Censer to the Tablet of Fire and repeat after me:*
"Let the Powers of Fire witness my Pledge!"
- 6.51. **Aspirant.** *Pick up the Censer and place it on top of the Fire Tablet.*
- 6.52. **Aspirant.** *Let the Powers of Fire witness my Pledge!*
- 6.53. **Aspirant.** *Pick up the Censer and place it below the Fire Tablet (SE).*
- 6.54. **Hiero.** *Touch the Hierophant Wand.*
- 6.55. **Hiero.** *Please conduct the Aspirant to the East and place them before the Mystic Pillars.*
- 6.56. **Hegemon.** *Pick up the Hegemon stack, rotate it 90 degrees deasil and place it on top of the Aspirant stack. Pick up the Hegemon/Aspirant stack and tap it on the Hierus, on the Earth Tablet, above the Altar (3C) and then place it upright (rotated 90 degrees widdershins) between the Pillars (straddling squares 3D and 3E).*
- 6.57. **Hiero.** *Hold the Hierophant Wand.*
- 6.58. **Hiero.** *Before you are the Portals of the 31st...*
- 6.59. **Hiero.** *Tap the Shin Portal Plaque.*
- 6.60. **Hiero.** ... 32nd ...
- 6.61. **Hiero.** *Tap the Tav Portal Plaque (Air Tablet).*
- 6.62. **Hiero.** ... and 29th Paths as in the Grade of Zelator.
- 6.63. **Hiero.** *Tap the Qoph Portal Plaque.*

- 9.29. **Hierus.** *This Cross embraces, as you see, Tiphareth, Netzach, Hod and Yesod, and rests upon Malkuth. Also, the Calvary Cross of 6 Squares forms the Cube, and is thus referred to the Six Sephiroth of the Microprosopus which are Chessed, Geburah, Tiphareth, Netzach, Hod and Yesod.*
- 9.30. **Hierus.** *Place the Hierus Sword onto the Hierus Lamen squarely.*
- 9.31. **Hegemon.** *Set the Hegemon Lamen Token aside. Pick up the Hegemon/Aspirant stack. Place the two Aspirant cards (Practicus Sash, Philosopher Sash) at the west edge of the Altar (5C). Place the two Hegemon cards south of the Altar (4C).*
- 9.32. **Hierus.** *Hold the Hierus Sword. Tap on the Aspirant stack, then tap on the After the Fall diagram. Place the Hierus Sword on the Hierus Lamen squarely.*
- 9.33. **Hiero.** *Hold the Hierophant Wand. Gesture at the After the Fall diagram as suggested by the speech.*
- 9.34. **Hiero.** *This is the symbolic representation of The Fall. For, the Great Goddess, who in the $\textcircled{3} = \boxed{8}$ Grade was supporting the Columns of the Sephiroth, in the sign of the $\textcircled{2} = \boxed{9}$ Grade, being tempted by the Tree of Knowledge (whose branches indeed tend upward into the Seven Lower Sephiroth, but also tend downward unto the Kingdom of Shells) reached down unto the Qlippoth, and immediately the Columns were unsupported and the Sephiroth system was shattered, and with it fell Adam, the Microprosopus.*
Then arose the Great Dragon with Seven Heads and Ten Horns, and the Garden was made desolate, and Malkuth was cut off from the Sephiroth by his intersecting folds, and linked unto the Kingdom of Shells. And the Seven Lower Sephiroth were cut off from the Three Supernals in Da'ath, at the feet of Aima Elohim.
And on the Heads of the Dragon are the Names and Crowns of the Edomite Kings. And because in Da'ath was the greatest rise of the Great Serpent of Evil, therefore is there, as it were, another Sephirah, making for the Infernal or Averse Sephiroth, Eleven instead of Ten.
And hence were the Four Rivers desecrated, and from the Mouth of the Dragon rushed the Infernal Waters in Da'ath. And this is Leviathan, the Crooked Serpent.
But between the Devastated Garden and the Supernal Eden, Yod Heh Vav Heh Elohim placed the letters of The Name and the Flashing Sword that the uppermost part of the Tree of Life might not be involved in the Fall of Adam. And thence it was necessary that the Second Adam should come to restore all things and that, as the First Adam had been extended on the Cross of the Celestial Rivers, so the Son should be crucified on the Cross of the Infernal Rivers of Da'ath. Yet, to do this, he must descend unto the lowest first, even unto Malkuth and be born of her.
- 9.35. **Hiero.** *Place the Hierophant Wand onto the Hierophant Lamen in the active position. Set the After the Fall diagram aside. Hold the Hierophant Wand.*
- 9.36. **Hiero.** *The $\textcircled{4} = \boxed{7}$ Grade of Philosopher is referred unto the Sephirah Netzach and the 27th, 28th and 29th Paths are bound thereto.*
- 9.37. **Hiero.** *Tap the Peh, Tzaddi and Qoph Portal Plaques. Place the Hierophant Wand onto the Hierophant Lamen in the active position.*

- 9.7. **Hiero.** Place the Hierophant Wand onto the Hierophant Lamens in the active position.
- 9.8. **Hegemon.** Pick up the Hegemon stack. Tap it to the right of the Water Tablet (7D). Create the Aspirant stack from the Hegemon Lamens Token, the Practicus Sash and the Philosophus Sash. Place the Hegemon stack on top of the Aspirant stack. Place the Hegemon/Aspirant stack to the right of the Water Tablet (7D).
- 9.9. **Hiero.** Touch the Hierophant Wand.
- 9.10. **Hiero.** Honoured Hegemon, please lead the Aspirant before the Pillars.
- 9.11. **Hegemon.** Move the Hegemon/Aspirant stack up and to the left (6C).
- 9.12. **Hiero.** Hold the Hierophant Wand.
- 9.13. **Hiero.** In the Northwest are the Portals of the 29th...
- 9.14. **Hiero.** Tap the Qoph Portal Plaque.
- 9.15. **Hiero.** ... and 28th Paths...
- 9.16. **Hiero.** Tap the Tzaddi Portal Plaque.
- 9.17. **Hiero.** ... by which you have symbolically entered this Grade from the (1) = 10 Grade of Zelator and the (2) = 9 Grade of Theoricus respectively. In the North is the Portal of the 27th Path...
- 9.18. **Hiero.** Tap the Peh Portal Plaque.
- 9.19. **Hiero.** ... by which you have just passed from the (3) = 8 Grade of Practicus.
- 9.20. **Hiero.** Tap the Hegemon.
- 9.21. **Hiero.** Honoured Hegemon, please lead the Aspirant to the Station of the Hiericus.
- 9.22. **Hiero.** Place the Hierophant Wand onto the Hierophant Lamens in the active position.
- 9.23. **Hegemon.** Pick up the two Hegemon cards and place them between the Pillars (5C). Take the Hegemon Lamens Token off of the Aspirant stack and place it on top of the Hegemon stack. Place the Hegemon stack on top of the Aspirant stack. Pick up the Hegemon/Aspirant stack. Tap below the Black Pillar (6B). Place the Hegemon/Aspirant stack to the left (north) of the Black Pillar (5A).
- 9.24. **Hiereus.** Touch the Hiericus stack.
- 9.25. **Hiereus.** By what Symbol dost thou enter herein?
- 9.26. **Hegemon.** Touch the Hegemon/Aspirant stack.
- 9.27. **Hegemon.** By the peculiar emblem of the Hegemon which is the Calvary Cross of 6 Squares.
- 9.28. **Hiereus.** Hold the Hiericus Sword. Gesture at the Hegemon Lamens Token as suggested by the speech.

- 6.64. **Hiero.** The two former you have already traversed, and the portal of the 29th Path leading to the Grade of Philosophus is now open to you. Take in your right hand the Calvary Cross of 12 Squares and follow your guide through the Path of the Waters.
- 6.65. **Hiero.** Place the Hierophant Wand onto the Hierophant Lamens in the active position.
- 6.66. **Hegemon.** Pick up the Hegemon/Aspirant stack. Tap it on the Fire Tablet, the Hiericus, the Earth Tablet, above the Altar (3C), between the Altar and the Fire Tablet (4D), above the Hiericus (5C), then place it between the Earth Tablet and the Altar (4B).
- 6.67. **Hiero.** Place the Cup of Water to the right of the Hierophant on top of the Hierophant stack. Slide the Hierophant stack toward Hegemon/Aspirant stack (3B). Touch the Hierophant stack.
- 6.68. **Hiero.** The Priest with the Mask of Osiris spake and said:
 "I am Water, stagnant and silent and still, reflecting all, concealing all. I am the Past – I am the Inundation. They who riseth from the Great Water is my Name. Hail unto ye, Dwellers of the Land of Night! For the rending of Darkness is near."
- 6.69. **Hiero.** Slide Hierophant stack up and to the left (2A). Replace Water Cup (2B).
- 6.70. **Hegemon.** Pick up the Hegemon/Aspirant stack. Tap it above the Altar (3C), between the Altar and the Fire Tablet (4D) and place it below the space between the Altar and the Fire Tablet (5D).
- 6.71. **Hiereus.** Place Water Cup adjacent to the Hiericus on top of the Hiericus stack. Move the Hiericus stack up to just below the Altar (5C). Touch the Hiericus stack.
- 6.72. **Hiereus.** The Priest with the Mask of Horus spake and said:
 "I am Water, turbid and troubled. I am the Banisher of Peace in the vast abode of the Waters. None is so strong that can withstand the Great Waters – the Vastness of their Terror – the Magnitude of their Fear – the Roar of their Thundering Voice. I am the Future, mist-clad and shrouded in gloom. I am the Recession of the Torrent. The storm veiled in Terror is my Name. Hail unto the Mighty Powers of Nature and the Chiefs of the Whirling Storm!"
- 6.73. **Hiereus.** Slide Hiericus stack down (6C). Replace Water Cup (6E).
- 6.74. **Hegemon.** Pick up Hegemon/Aspirant stack. Tap it on the Hiericus, on the Earth Tablet, above the Altar (3C), on the gap between the Pillars (3D/3E) and place it below the Qoph Portal Plaque (2E). Place the adjacent Water Cup on top of the Hegemon/Aspirant stack.
- 6.75. **Hegemon.** The Priestess with the Mask of Isis spake and said:
 "The traveller through the Gates of Anubis is my Name. I am Water, Pure and Limpid, ever flowing toward the Sea. I am the Ever-passing Present that stands in the place of the Past. I am the Fertilised Land. Hail unto the Dwellers of the Wings of the Morning!"

6.76. **Hegemon.** Replace Water Cup (2D). Pick up Hegemon/Aspirant stack. Tap between the Altar and the Fire Tablet. Take the top and bottom cards from the stack (Cross of 12 Squares, Practicus Sash) and place them below the Altar (5C). Tap the remaining Hegemon stack on the Earth Tablet, above the Altar (3C) and then place below the Qoph Portal Plaque (2E).

6.77. **Hiero.** Pick up the Hierophant stack and place it just above the Altar (3C). Touch the Hierophant stack.

6.78. **Hiero.** I arise in the place of the Gathering of the Waters, through the rolled back Cloud of Night. From the Father of the Waters went forth the Spirit, rending asunder the veils of Darkness. And there was but a Vasiness of Silence and of Depth in the place of the Gathering Waters. Terrible was the Silence of the Uncreated World – Immeasurable the depth of that Abyss. And the Countenances of Darkness half-formed arose – they abode not – they hastened away – and in the Darkness of vacancy; the Spirit moved and the Lightbearers existed for a space.

I have said Darkness of Darkness – are not the Countenances of Darkness fallen with Kings? Do the Sons of the Night of Time last forever? And have they not yet passed away? Before all things are the Waters and the Darkness and the Gates of the Land of Night. And the Chaos cries aloud for the Unity of Form – and the Face of the Eternal arose. Before the Glory of that Countenance in the Night rolled back and the Darkness hastened away. In the Waters beneath was that Face reflected, in the Formless Abyss of the Void. From those Eyes darted rays of terrible splendour which crossed with the currents reflected. That Brow and those Eyes formed the triangle of the Measureless Heavens – and their reflections formed the Eternal Hexad – the number of the Dawning Creation.

6.79. **Hiero.** Slide the Hierophant stack up to just below the Air Tablet (2C).

6.80. **Hegemon.** Pick up the Hegemon stack. Tap to the right of the Altar (4D). Place the Hegemon stack on top of the Aspirant stack. Pick up the Hegemon/Aspirant stack. Tap to the left of the Altar (4B). Take the Calvary Cross of 12 Squares out of the Hegemon/Aspirant stack and place it on top of the Hierophant stack. Place the Hegemon/Aspirant stack between the Hierophant and the Altar (3C).

6.81. **Hiero.** Palm the Calvary Cross of 12 Squares.

6.82. **Hiero.** The Calvary Cross of 12 Squares fitly represents the Zodiac which embraces the Waters of Nu as the ancient Egyptians called the Heavens, the Waters which be above the Firmament. It also alludes to the Eternal River of Eden, divided into four Heads which find their correlations in the four Triplicities of the Zodiac.

6.83. **Hiero.** Set the Calvary Cross of 12 Squares aside. Hold the Hierophant Wand.

6.84. **Hiero.** The 29th Path of the Sepher Yetzirah which answereth unto the letter Qoph...

6.85. **Hiero.** Tap the Qoph Portal Plaque.

8.38. **Hiero.** Pick up the Hierophant Lamen and place it below the Air Tablet (2C). Continue to hold the Hierophant Wand.

8.39. **Hiero.** I have much pleasure in conferring upon you the Title of Master of the 27th Path.

8.40. **Hiero.** Tap the Hegemon/Aspirant stack.

8.41. **Hiero.** You will now quit the Temple for a short time and on your return, the Ceremony of your Reception into the $\textcircled{4} = \boxed{7}$ Grade of Philosophus will take place.

8.42. **Hiero.** Place the Hierophant Wand onto the Hierophant Lamen in the active position.

8.43. **Hegemon.** Pick up Hegemon/Aspirant stack. Tap it between the Water Tablet and the Shin Portal Plaque (7D). Set the Practicus Sash in reserve. Place the Hegemon stack to the right of the Water Tablet (7D).

9. THE ENTRY INTO NETZACH

9.1. **Hiero.** Collect the three Red Lamps and set them aside. Set the Tower Altar, Shin Portal Plaque and Ayin Portal Plaque aside. Shift the Air Tablet to the bottom of its stack (underneath the Mem and Kaph Portal Plaques). Set the Mem Portal Plaque aside.

Move the Black Illuminated Pillar below and left (northwest) of the Altar; rotated 90 degrees widdershins (upright) (5B). Move the White Illuminated Pillar below and right (southwest) of the Altar; rotated 90 degrees widdershins (upright) (5D).

Move the Peh Portal Plaque to on top of the Earth Tablet, rotated 180 degrees from its current orientation.

Move the Banner of the West to the left (north) of the Water Tablet (7B). Move the Banner of the East to the left. (1D).

Place the Generic Censer below the Fire Tablet (5E).

Move the Venus Qamea to the right, revealing the Venus on the Tree of Life diagram (1B).

Move the After the Fall diagram to the east of the Altar (3C).

9.2. **Hiererus.** Move the Hiererus (Sword, Lamen) to between the Peh Portal Plaque and the Altar (4B).

9.3. **Hegemon.** Move the Hegemon (Wand, Lamen) to between the Altar and the Fire Tablet (4D).

9.4. **Hiero.** Place the Nun Portal Plaque (from reserve) below the Venus on the Tree of Life diagram, rotated 90 degrees widdershins. Place the Qoph Portal Plaque to the left of the Banner of the West (7A). Place the Tzaddi Portal Plaque above the Qoph Portal Plaque, rotated 90 degrees widdershins (6A).

9.5. **Hiero.** Hold the Hierophant Wand. Tap the Hegemon.

9.6. **Hiero.** Honour the Hegemon, please present the Aspirant with the necessary Admission Badge and bring them to the Threshold.

8.28. **Hiero.** *Touch the Hierophant Wand.*

8.29. **Hiero.** ELOAH came from Teman of Edom and the Holy One from Mount Paran. Glory covered the Heavens and the Earth was full of praise. Brightness was as the Light. He had Karmaim in his hands and there was the hiding of his Power.

Before him went the Pestilence and the Flaming Fire went forth at his feet. He stood and measured the Earth. He beheld and drove asunder the Nations. And the Everlasting Mountains were scattered – the Perpetual Hills did bow. His ways are everlasting. I saw the tents of Cushan in affliction and the curtain of the Land of Midian did tremble.

The deluge of waters rolled by. The Deep uttered his Name. The Sun and the Moon stood still in their habitations.

8.30. **Hegemon.** *Pick up the Hegemon stack. Tap between the Pillars (4D), then pick up the Practicus Sash underneath the Hegemon stack. Tap the Hegemon/Aspirant stack to the north of the Altar (4B) and then place below the Hierophant (3C). Take the Cabvary Cross and place it on top of the Hierophant stack.*

8.31. **Hiero.** *Palm the Cabvary Cross.*

8.32. **Hiero.** The Calvary Cross of 10 Squares refers to the 10 Sephiroth in balanced disposition, before which the Formless and the Void rolled back. It is also the opened out form of the Double Cube and of the Altar of Incense.

8.33. **Hiero.** *Set the Cabvary Cross aside.*

8.34. **Hiero.** The 27th Path of the Sepher Yetzirah which answereth unto Peh is called the “Exciting Intelligence” and it is so called because by it is created the Intellect of all created Beings under the Highest Heaven, and the Excitement of the Motion of them.

It is therefore the Reflection of the Sphere of Mars, and the Reciprocal Path connecting Netzach with Hod, Victory and Splendour. It is the lowermost of the three Reciprocal Paths.

8.35. **Hiero.** *Place the Hierophant stack on top of the Hegemon/Aspirant stack. Pick up the Hierophant/Hegemon/Aspirant stack and tap between the Pillars (4D), then place it west of the Altar (5C).*

8.36. **Hiero.** *Hold the Hierophant Wand.*

8.37. **Hiero.** Before you upon the Altar is the 16th Key of the Tarot, which symbolically represents these Ideas.

It represents a Tower struck by a Lightning Flash proceeding from a rayed circle and terminating in a triangle. It is the Tower of Babel struck by the Fire from Heaven. It is to be noted that the triangle at the end of the flash, issuing from the circle, forms exactly the astronomical symbol of Mars.

It is the Power of the Triad rushing down and destroying the Columns of Darkness. Three holes are rent in the walls, symbolizing the establishment of the Triad therein and the Crown at the summit of the Tower is falling, as the Crowns of the Kings of Edom fell, who are also symbolized by the men falling headlong. On the right hand side of the Tower is Light and the representation of the Tree of Life by 10 circles this disposed.

On the left hand side is Darkness and 11 circles symbolizing the Qlippoth.

6.86. **Hiero.** ... is called the “Corporeal Intelligence” – and it is so called because it forms the very body which is formed beneath whole Order of the Worlds and the increment of them. It is therefore the reflection of the Watery Sign of Pisces and the Path connecting the material universe as depicted in Malkuth with the Pillar of Mercy and the side of Chesed, through the Sephirah Netzach, and through it do the Waters of Chesed flow down.

6.87. **Hiero.** *Place the Hierophant Wand onto the Hierophant Lamen in the active position. Pick up the Hierophant stack and place it on top of the Hegemon/Aspirant stack. Pick up the Hierophant/Hegemon/Aspirant stack and tap it to the right of the Altar (4D), then place it below the Altar (5C). Hold the Hierophant Wand.*

6.88. **Hiero.** Before you upon the Altar is the 18th Key of the Tarot which symbolically represents these Ideas. It represents the Moon with four Hebrew Yods like drops of dew falling, two dogs, two Towers, a winding Path leading to the horizon, and, in the foreground, Water with a Crayfish crawling through it to the Land.

The Moon is in its increase on the side of Mercy, Gedulah, and from it proceed 16 principal and 16 secondary rays, which make 32, the number of the Paths of the Sepher Yetzirah. She is the Moon at the feet of the Woman of Revelations, ruling equally over the cold and moist natures and the passive elements of Earth and Water. It is to be noted that the symbol of the Sign of Pisces is formed of two Lunar crescents bound together. It thus shows the lunar nature of the Sign. The Dogs are the Jackals of the Egyptian Anubis, guarding the Gates of the East and of the West, shown by the two Towers between which lies the Path of all the heavenly bodies ever rising in the East and setting in the West. The Crayfish is the Sign of Cancer and was anciently the Scarabeus or Khephera, the emblem of the Sun below the Horizon as he ever is when the Moon is increasing above. Also, when the Sun is in the Sign of Pisces the Moon will be well in her increase in Cancer as shown by the Crayfish emblem.

6.89. **Hiero.** *Take the two Hierophant cards (Hierophant Wand, Hierophant Lamen) off of the Hierophant/Hegemon/Aspirant stack. Tap to the left of the Altar (4B) and then place the Hierophant stack below the Shin Portal Plaque (2A). Hold the Hierophant Wand.*

6.90. **Hiero.** I have now much pleasure in conferring upon you the title of Master of the 29th Path. You will now quit the Temple for a short time, and on your return the Ceremony of your passage of the 28th Path will take place.

6.91. **Hegemon.** *Pick up the Hegemon/Aspirant stack. Tap in the lower left corner (southwest) (7A). Set the Practicus Sash in reserve. Tap the Hegemon stack in the southwest corner (7A) then to the left of the Altar (4B), above the Altar (3C) and then place the Hegemon stack below the Qoph Portal Plaque (2E).*

7. THE 28TH PATH OF TZADDI

7.1. **Hegemon.** *Take the Air Tablet off of the Tav Portal Plaque and place it to the right (1D). Move the Tav Portal Plaque onto the top of the Water Tablet. Replace the Air Tablet on top of the Samekh Portal Plaque. Set the Shin and Qoph Portal Plaques in reserve. Set the Double Cubical Altar - The Moon card aside.*

7.2. **Hiero.** *Hold the Hierophant Wand. Tap the Hegemon.*

- 7.3. **Hiero.** Honoured Hegemon, please present the Aspirant with the necessary Admission Badge and bring them to the Threshold.
- 7.4. **Hiero.** Place the Hierophant Wand onto the Hierophant Lamen in the active position.
- 7.5. **Hegemon.** Pick up the Hegemon stack. Tap it on the Fire Tablet, on the Hierus and in the lower left corner (southwest) (7A).
- 7.6. **Aspirant.** Build the Aspirant stack from the Solid Pyramid of the Elements and the Practicus Sash. Place the Aspirant stack underneath the Hegemon stack.
- 7.7. **Hegemon.** Place the Hegemon/Aspirant stack in the lower left corner (southwest) (7A).
- 7.8. **Hiero.** Touch the Hierophant Wand.
- 7.9. **Hiero.** Honoured Hegemon, please admit the Aspirant and bring them before the Pillars.
- 7.10. **Hegemon.** Pick up the Hegemon/Aspirant stack. Tap to the left of the Altar (4B), above the Altar (3C) and place it straddling the Pillars (3D/3E).
- 7.11. **Hegemon.** And ever forth from their Celestial Source, the Rivers flow.
- 7.12. **Hiero.** Hold the Hierophant Wand.
- 7.13. **Hiero.** Collega Monokeros de Astris, the Path now open to you is the 28th. . .
- 7.14. **Hiero.** Tap the Tzaddi Portal Plaque.
- 7.15. **Hiero.** . . . leading you from the ② = 9 Grade of Theoticus to the ④ = 7 of Philosophus. Take in your right hand the solid Pyramid of the Elements, and follow the Guide of the Path.
- 7.16. **Hiero.** Place the Hierophant Wand onto the Hierophant Lamen in the active position.
- 7.17. **Hegemon.** Pick up the Hegemon/Aspirant stack. Tap it on the Fire Tablet, the Hierus, the Earth Tablet, above the Altar (3C), between the Altar and the Fire Tablet (4D), above the Hierus (5C), then place it between the Earth Tablet and the Altar (4B).
- 7.18. **Hiero.** Place the Cup of Water to the right of the Hierophant on top of the Hierophant stack. Slide the Hierophant stack toward Hegemon/Aspirant stack (3B). Touch the Hierophant stack.
- 7.19. **Hiero.** The Priestess with the Mask of Isis spake and said:
 “I am the Rain of Heaven descending upon Earth, bearing with it fructifying and germinating power. I am the plenteous Yielder of Harvest. I am the Cherisher of Life.”
- 7.20. **Hiero.** Slide Hierophant stack up and to the left (2A). Replace the Water Cup to the right of the Hierophant (2B).
- 7.21. **Hegemon.** Pick up the Hegemon/Aspirant stack. Tap it above the Altar (3C), between the Altar and the Fire Tablet (4D) and place it to the left of the Censer (5D).

- 8.19. **Hierus.** Take the Red Lamp between the Hierus and the Earth Tablet and place it on top of the Hierus stack.
- 8.20. **Hegemon.** Pick up the Hegemon/Aspirant stack. Tap between the Pillars (4D), south of the Black Pillar (5E), west of the Black Pillar (6D), on the Water Tablet, on the Earth Tablet. Place between Earth Tablet and Hierus Red Lamp (3A).
- 8.21. **Hierus.** Touch the Hierus Red Lamp.
- 8.22. **Hierus.** The Dukes of Edom were amazed, trembling they took hold of the Mighty Moab, Lord, when Thou wentest out of Seir, when thou marchedst out of the Field of Edom, the Earth trembled and the Heavens dropped – the Clouds also dropped Water.
 “Curse ye Meroz,” said the Angel of the Spirit of the Universe, “curse ye bitterly, the inhabitants thereof, because they came not unto the help of the Spirit – to the help of the Spirit against the Mighty.”
 The River Kishon swept them away – that ancient River, the River Kishon. O my Soul, thou hast trodden down Strength!
 The Heavens were bowed. Darkness was below. At the brightness ahead the thick clouds passed – hailstones and flashings of Fire. The Spirit of the Universe sent out Arrows and scattered them – Lightning was hurled forth that destroyed them.
 Then the channels of the Waters were seen and the Foundations of the World were discovered. At the Spirit of the Universe’s rebuke, at the blast of Breath, at the Voice of Thunder, as the Lightning lit the World, the Earth trembled and shook.
 Thy way is in the Sea and Thy Path in the Great Waters and Thy Footsteps are not known.
- 8.23. **Hegemon.** Pick up the Hegemon/Aspirant stack. Tap below the Hierophant (3C), between the Pillars (4D), south of the Black Pillar (5E), west of the Black Pillar (6D), on the Water Tablet, on the Earth Tablet, below the Hierophant a second time (3C). Place the Hegemon/Aspirant stack to the right (south) of the Hierophant (2D). Take the two Hegemon cards off of the Hegemon/Aspirant stack and place them to the right of the Aspirant (2E).
- 8.24. **Hierus.** Replace the Hierus Red Lamp to above (east) of the Earth Tablet (3A).
- 8.25. **Hegemon.** Take the Red Lamp from above the Aspirant and place it on top of the Hegemon. Touch the Hegemon Red Lamp.
- 8.26. **Hegemon.** O Spirit, I have heard Thy Speech and was afraid. Your Voice is upon many Waters. Your Voice is powerful. Your Voice is full of Majesty. Your Voice breaketh the Cedars of Lebanon. Your Voice divideth the Flames of Fire. Your Voice shaketh the wilderness of Kadesh.
- 8.27. **Hegemon.** Replace the Hegemon Red Lamp (1D). Take the Calvary Cross and place it on top of the Hegemon stack. Pick up the Hegemon stack and place it on top of the Practicus Sash. Pick up the Hegemon/Aspirant stack and tap it between the Pillars (4D), then place it at the west edge of the Altar (5C). Take the three Hegemon cards (Calvary Cross, Hegemon Wand, Hegemon Lamen) and tap north of the Altar (4B), below the Hierophant (3C) and then place below the Banner of the East (2E).

- 8.5. **Hiero.** Place the Hierophant Wand onto the Hierophant Lamens in the active position.
- 8.6. **Hegemon.** Pick up the Hegemon stack. Tap between the Pillars (4D), then between the Water Tablet and the Shin Portal Plaque (7D). Build the Aspirant stack from the Calvary Cross of 10 Squares and the Practicus Sash. Place the Hegemon stack on top of the Aspirant stack. Place the Hegemon/Aspirant stack between the Water Tablet and the Shin Portal Plaque (7D).
- 8.7. **Hegemon.** Knock on the Hegemon/Aspirant stack: // // // //
- 8.8. **Hegemon.** The River Kishon swept them away, that Ancient River, the River Kishon. O my Soul, thou hast trodden down strength.
- 8.9. **Hegemon.** Pick up the Hegemon/Aspirant stack. Tap on the Water Tablet, on the Earth Tablet, above the Altar (3C) and then place between the Pillars, rotated 90 degrees deosil (4D).
- 8.10. **Hiero.** Touch the Hierophant Wand.
- 8.11. **Hiero.** Collega Monokeros de Astris, the Path now open to you is the 27th, which leads from the ③ = 8 Grade of Practicus to the ④ = 7 Grade of Philosophus. Take in your right hand the Calvary Cross of 10 Squares and follow your Guide through the Pathway of Mars.
- 8.12. **Hegemon.** Touch the Hegemon/Aspirant stack.
- 8.13. **Hegemon.** The Lord is a Man of War; Lord of Armies is his Name!
- 8.14. **Hiero.** Take the Red Lamp between the Banner of the West and the Air Tablet and place it on top of the Hierophant stack.
- 8.15. **Hegemon.** Pick up the Hegemon/Aspirant stack. Tap on the Peh Portal Plaque, below the Black Pillar (6D), on the Water Tablet, on the Earth Tablet. Place the Hegemon/Aspirant stack below the Hierophant (3C), rotated back to upright.
- 8.16. **Hiero.** Touch the Hierophant Red Lamp.
- 8.17. **Hiero.** Ere the Eternal instituted the Formation, Beginning and End existed not. Therefore, before the Beginning of Time there was instituted a certain Veil, and therein were instituted the Primal Kings. And these are the Kings who reigned in Edom before there reigned a King over Israel.
But they subsisted not. When the Earth was formless and void – behold this is the reign of Edom. And when the Universe was established, Lo, this is the reign of Israel. And the Wars of titanic forces in the Primordial Chaos, Lo there are the Wars between them.
From a Light-bearer of unsupportable brightness, proceeded a radiating flame, hurling forth, like a vast and mighty Hammer, those sparks which were the Primal worlds. And these Sparks flamed and scintillated awhile, but being unbalanced, they were extinguished. Since Lo, the Kings assembled, they passed away together, they hastened away. And these be the Kings of Edom who reigned before there reigned a King over Israel.
- 8.18. **Hiero.** Replace Red Lamp (1B).

- 7.22. **Hiereus.** Place the Water Cup adjacent to the Hiereus on top of the Hiereus stack. Slide the Hiereus stack up to just below the Altar (5C). Touch the Hiereus stack.
- 7.23. **Hiereus.** The Priestess with the Mask of Nephthys spake and said:
“I am the Dew descending viewless and silent, gemming the Earth with countless diamonds of Dew, bearing down the Influence from above in the solemn darkness of Night.”
- 7.24. **Hiereus.** Slide Hiereus stack down (6C). Replace the Water Cup (6E).
- 7.25. **Hegemon.** Pick up Hegemon/Aspirant stack. Tap it on the Hiereus, on the Earth Tablet, above the Altar (3C), on the gap between the Pillars (3D/3E) and place it below the Tzaddi Portal Plaque (2E). Place the adjacent Water Cup on top of the Hegemon/Aspirant stack.
- 7.26. **Hegemon.** The Priestess with the Mask of Hathor spake and said:
“I am the Ruler of Mist and Cloud wrapping the Earth, as it were, in a Garment, floating and hovering between Earth and Heaven. I am the Giver of the Dew-clad Night.”
- 7.27. **Hegemon.** Replace the Water Cup (2D). Pick up Hegemon/Aspirant stack. Tap between the Altar and the Fire Tablet. Take the bottom two cards (Pyramid of Elements, Practicus Sash) and place them below the Altar (5C). Tap the remaining Hegemon stack on the Earth Tablet, above the Altar (3C) and then place below the Tzaddi Portal Plaque (2E).
- 7.28. **Hiero.** Pick up the Hierophant stack and place it above the Altar (3C). Touch the Hierophant stack.
- 7.29. **Hiero.** Where the Monad of the Spirit of the Universe is, the Monad is enlarged and generateth two, and beside it is seated the Duad, which glittereth with Intellectual Sections. Also to govern all things and to order everything not ordered. For in the whole Universe shineth the Triad over which the Monad ruleth. This Order is the beginning of all sections.
- 7.30. **Hiereus.** Touch the Hiereus Sword.
- 7.31. **Hiereus.** For the Mind of the Spirit of the Universe said that all things should be cut into Three, whose will assented and then all things were divided. For the Mind of the Eternal Spirit said, Into Three, governing all things by Mind. And there appeared in it the Triad: Virtue, Wisdom and Multificent Truth. Thus floweth forth the form of the Triad, being pre-existent, not the first Essence, but that whereby all things are measured.
- 7.32. **Hegemon.** Touch the Hegemon Wand.
- 7.33. **Hegemon.** For thou must know that all things bow before the Three Super-nals. The first Course is Sacred – but in the midst thereof another, the third aerial, which cherisheth Earth in Fire, and the Fountain of Fountains and of all Fountains – the Matrix containing All. Thence springeth forth abundantly the generation of multifarious Matter.
- 7.34. **Hiero.** Slide the Hierophant stack up to just below the Air Tablet (2C).

7.35. **Hegemon.** Pick up the Hegemon stack. Tap to the right of the Altar (4D). Place the Hegemon stack on top of the Aspirant stack. Pick up the Hegemon/Aspirant stack. Tap to the left of the Altar (4B). Take the Pyramid of the Elements out of the Hegemon/Aspirant stack and place it on top of the Hierophant stack. Place the Hegemon/Aspirant stack between the Hierophant and the Altar (3C).

7.36. **Hiero.** Palm the Pyramid of the Elements.

7.37. **Hiero.** This Pyramid is attributed to the Four Elements. On the four trapezoids are their Hebrew names: Asch – Fire, Mayim – Water, Ruach – Air, Aretz – Earth. On the apex is the word Eth, composed of the first and last letters of the alphabet and implying Essence. The square base represents the Material Universe, and on it is the word Olam, meaning World.

7.38. **Hiero.** Set the Pyramid of Elements aside. Hold the Hierophant Wand.

7.39. **Hiero.** The 28th Path of the Sepher Yetzirah which answereth unto the letter Tzaddi . . .

7.40. **Hiero.** Tap the Tzaddi Portal Plaque.

7.41. **Hiero.** . . . is called the “Natural Intelligence” – and it is so called because through it is consummated and perfected the Nature of every existing Being under the Orb of the Sun. It is therefore the reflection of the Aiy Sign Aquarius, the Water-bearer, unto which is attributed the Countenance of Man, the Adam who restored the World.

7.42. **Hiero.** Place the Hierophant Wand onto the Hierophant Lamen in the active position. Pick up the Hierophant stack and place it on top of the Hegemon/Aspirant stack. Pick up the Hierophant/Hegemon/Aspirant stack and tap it to the right of the Altar (4D), then place it below the Altar (5C). Hold the Hierophant Wand.

7.43. **Hiero.** Before you upon the Altar is the 17th Key of the Tarot which symbolically represents these ideas.

The large Star in the centre of the Heavens has seven principal and fourteen secondary rays and this represents the Heptad multiplied by the Triad. This yields 21 – the Number of the Divine Name EHEIEH which, as you already know, is attached to Kether.

In the Egyptian sense, it is Sirius the Dog-Star, the Star of Isis-Sothis. Around it are the Stars of the Seven Planets, each with its seven-fold counterchanged operation.

The nude female figure with the Star of the Heptagram on her brow is the synthesis of Isis, of Nephthys and of Hathor. She also represents the planet Venus through whose sphere the influence of Chesed descends. She is Alma, Binah, Tehunah, the Great Supernal Mother – Alma Elohim, pouring upon the Earth the Waters of Creation which unite and form a River at her feet, the River going forth from the Supernals which floweth and faileth not.

Note well, that in this Key she is completely unveiled while in the 21st Key she is only partially so.

The two Urns contain the influences of Chokmah and Binah. On the right springs the Tree of Life, and on the left the Tree of the Knowledge of Good and Evil whereon the Bird of Hermes alights, and therefore does this Key represent the

restored World, after the formless and the Void and the Darkness, the new Adam, the Countenance of Man which falls in the sign of Aquarius. And therefore doth the astronomical ripple of this sign represent, as it were, Waves of Water – the ripples of that River going forth out of the Garden – but, therefore also, is it justly attributed to Air and not unto Water because it is the Firmament dividing and containing the Water.

7.44. **Hiero.** Take the two Hierophant cards (Hierophant Wand, Hierophant Lamen) off of the Hierophant/Hegemon/Aspirant stack. Tap to the left of the Altar (4B) and then place the Hierophant stack below the Resh Portal Plaque (2A). Hold the Hierophant Wand.

7.45. **Hiero.** I now have much pleasure in conferring upon you the Title of Master of the 28th Path. You will now quit the Temple for a short time and on your return the Ceremony of your passage of the 27th Path will take place.

7.46. **Hiero.** Place the Hierophant Wand onto the Hierophant Lamen in the active position.

7.47. **Hegemon.** Pick up the Hegemon/Aspirant stack. Tap in the lower left corner (southwest) (7A). Set the Practicus Sash in reserve. Tap the Hegemon stack in the southwest corner (7A) then to the left of the Altar (4B), above the Altar (3C) and then place the Hegemon stack below the Tzaddi Portal Plaque (2E).

8. THE 27TH PATH OF PEN

8.1. **Hiero.** Collect the three Water Cup cards and set them aside. Set the Star Altar, Tav Portal Plaque and Resh Portal Plaque aside. Move the Air Tablet to the right (1D). Set the Samekh Portal Plaque aside. Move the Air Tablet back on top of the Mem Portal Plaque. Set the Tzaddi Portal Plaque in reserve.

Move the Black Illuminated Pillar to be diagonally southwest of the Altar, rotating it 90 degrees deosil (5D). Move the White Illuminated Pillar to be diagonally southeast of the Altar, rotating it 90 degrees deosil (3D).

Move the Banner of the East to the upper right (southeast) corner (1E). Place the Banner of the West on top of the Venus Qamea.

Place the Shin Portal Plaque in the lower right, rotated 180 degrees (7E). Stack the Genser on top of the Fire Tablet, then place the Peh Portal Plaque (from reserve) onto the Genser, rotated 90 degrees deosil. Place the Ayin Portal Plaque (from reserve) to the right (south) of the White Pillar, rotated 90 degrees deosil (3E).

Move the Hierophant (active Wand, Lamen) to below the Air Tablet (2C).

Place the three Red Lamps: one between the Banner of the West and the Air Tablet (1B), another between the Air Tablet and the Banner of the East (1D), the third above the Earth Tablet (3A).

8.2. **Hiererus.** Move the Hiererus (Sword, Lamen) to below the Banner of the West (2A).

8.3. **Hiero.** Hold the Hierophant Wand. Tap the Hegemon.

8.4. **Hiero.** Honour the Hegemon, please present the Aspirant with the necessary Admission Badge and conduct them to the Threshold.