

② = 9 IN THE PAPER TEMPLE

S.R.E.S.

ABSTRACT. The W.O.G.D. Neophyte deck, W.O.G.D. Elements deck and this ritual script allows a single magician to operate the W.O.G.D. ② = 9 initiation in micocosm.

This document was compiled on Wednesday 15th February, 2017.

1. STACKING THE THEORICUS DECK

Create the ritual deck by facing a stack of 37 cards, 12 of which come from the Neophyte pack marked with (N).

- | | |
|---------------------------------|---------------------------|
| (1) Theoricus Part One Altar | (20) Pentacle |
| (2) Serpent on the Tree of Life | (21) Earth Tablet |
| (3) Theoricus Part Two Altar | (22) Air Tablet |
| (4) Plate of Salt | (23) Censer |
| (5) Water Cup | (24) Hierophant Wand (N) |
| (6) Red Lamp | (25) Hierophant Lamen (N) |
| (7) Fan | (26) Hiererus Sword (N) |
| (8) Tav Portal Plaque | (27) Hiererus Lamen (N) |
| (9) Samekh Portal Plaque | (28) Hegemon Wand (N) |
| (10) Shin Portal Plaque | (29) Hegemon Lamen (N) |
| (11) Resh Portal Plaque | (30) Kerux Staff (N) |
| (12) Luna Qamea Diagram | (31) Kerux Lamp (N) |
| (13) Luna on the Tree of Life | (32) Kerux Lamen (N) |
| (14) Qoph Portal Plaque | (33) Cross of 22 Squares |
| (15) Tzaddi Portal Plaque | (34) Blindfold (N) |
| (16) Illuminated Black Pillar | (35) Zelator Sash |
| (17) Illuminated White Pillar | (36) Caduceus Badge |
| (18) Banner of the West (N) | (37) Theoricus Sash |
| (19) Banner of the East (N) | |

2. ARRANGING THE THEORICUS HALL

2.1. **Kerux.** Split the ritual deck at the Kerux Staff. Place the lower portion of the deck at the close (west) edge of the table (7C).

2.2. **Kerux.** Create the Altar stack from the first seven cards of the ritual deck (Theoricus Part One, Serpent on the Tree of Life, Theoricus Part Two, Plate of Salt, Water Cup, Red Lamp, Fan) and place in the centre of the workspace (4C).

- 2.3. **Kerux.** Make a stack of the next two cards (Tav Portal Plaque, Samekh Portal Plaque) and place in the centre of the top (east) edge (1C). Make a stack of the next four cards (Shin Portal Plaque, Resh Portal Plaque, Lamed Qamea, Lamed on the Tree of Life) in the upper left (northeast) corner (1A). Stack the next two cards (Qoph Portal Plaque, Tzaddi Portal Plaque) in the upper right (southeast) corner (1E).
- 2.4. **Kerux.** Place the Illuminated Black Pillar to the left and above the Altar stack (3B). Place the Illuminated White Pillar to the right and above the Altar stack (3D).
- 2.5. **Kerux.** Place the Banner of the West between Shin and the Air Tablet (1B). Make a stack of the next two cards (Banner of the East, Pentacle) and place it between Tav and Qoph (1D).
- 2.6. **Kerux.** Place the Earth Tablet in the center of the left edge (north) (4A). Place the Air Tablet onto the Tav Portal Plaque.
- 2.7. **Kerux.** Place the Censer in the lower right (southwest) corner (7E). Pick up the stack topped by the Kerux Lamen and place it underneath the main ritual deck.
- 2.8. **Hiero.** Make a stack of the next two cards (Hierophant Wand, Hierophant Lamen) and place it below the Air Tablet (2C). Set the ritual deck in reserve.
3. CHARGING THE HALL
- 3.1. **Hiero.** Perform the Charging of the Hall from the $\textcircled{0} = \square$ ritual.
4. ADMISSION OF THE OFFICERS
- 4.1. **Hiero.** Place the Hierophant Wand down on the lamen in the active position. Knock once on the table.
- 4.2. **Hiererus.** Har par krat. \$PasswOrd.
- 4.3. **Hiererus.** Stack the Hiererus Sword on top of the Hiererus Lamen. Place this stack face down between the Hierophant and the Altar (3C). Make the Sign of the Enterer: Pick up the Hiererus stack, tap it to the right (south) (4E) then place it face up at the near edge (west) (7C). Make the Sign of Silence.
- 4.4. **Hiero.** Hold the Hierophant Wand. Tap the Hiererus stack.
- 4.5. **Hiero.** Welcome, Hiererus.
- 4.6. **Hiero.** Place the Hierophant Wand onto the Hierophant Lamen in the active position.
- 4.7. **Hegemon.** Knock once on the table.
- 4.8. **Hegemon.** Har par krat. \$PasswOrd.
- 4.9. **Hegemon.** Stack the Hegemon Wand on top of the Hegemon Lamen. Place this stack face down between the Hierophant and the Altar (3C). Make the Sign of the Enterer: Pick up the Hegemon stack and place it face up to the right (south) (4E). Make the Sign of Silence.
- 4.10. **Hiero.** Hold the Hierophant Wand. Tap the Hegemon stack.
- 4.11. **Hiero.** Welcome, Hegemon.

- 9.20. **Kerux.** In the Name of SHADDAI EL CHAI, I declare this Temple closed in the $\textcircled{2} = \square$ Grade of Theoricus.
- 9.21. **Kerux.** Replace the Kerux Lamp onto the Kerux Lamen. Replace the Kerux Staff squarely onto the Kerux stack.
- 9.22. **Hiero.** Knock on the Hierophant stack in the following pattern: // // // // //
- 9.23. **Hiererus.** Knock on the Hiererus stack in the following pattern: // // // // //
- 9.24. **Hegemon.** Knock on the Hegemon stack in the following pattern: // // // // //
10. LICENSE TO DEPART
- 10.1. **Hiero.** Perform the appropriate License to Depart based on the Charging of the Hall. Release the circle.
11. COLLECT THE CARDS
- 11.1. **Hiero.** Place the Hierophant Wand onto the Hierophant Lamen squarely. Pick up the Hierophant stack and collect these officers underneath it in the following order: Hiererus, Hegemon, Kerux: Set that stack face up and place on top of it the Banner of the East, Banner of the West, Illuminated White Pillar, Illuminated Black Pillar. Set the remaining cards aside.

THEN THAT WHICH IS VOLATILE SHALL BE FIXED; THE SHADOW SHALL BE A BODY; THE SPIRIT OF AIR SHALL BE A SOUL; THE DREAM SHALL BE A THOUGHT.

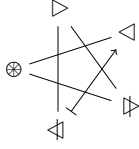
AND NO MORE SHALL WE BE SWEEPED AWAY BY THE TEMPEST, BUT WE SHALL HOLD THE BRIDLES OF THE WINGED STEEDS OF DAWN.

AND WE SHALL DIRECT THE COURSE OF THE EVENING BREEZE TO FLY BEFORE THEE!

O SPIRIT OF SPIRITS! O ETERNAL SOUL OF SOULS!

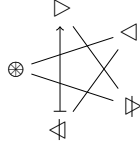
O IMPERISHABLE BREATH OF LIFE! O CREATIVE SIGH! O MOUTH WHICH BREATHEST FORTH AND WITHDRAWEST THE LIFE OF ALL BEINGS, IN THE FLUX AND REFLUX OF THINE ETERNAL WORD, WHICH IS THE DIVINE OCEAN OF MOVEMENT AND OF TRUTH!

9.13. **Hiero.** Trace a widdershins circle on the Air Tablet with the Hierophant Wand. Draw the Banishing Spirit Active and Banishing Air pentagrams vertically in the air while vibrating the names.



BANISHING
SPIRIT ACTIVE

9.14. **Hiero.** EXARP.
(*Ex-ar-pay.*)



BANISHING
AIR

9.15. **Hiero.** ORO IBAH AOZPI
(*Or-oh Ee-bah Ay-oh-zod-pee*)

9.16. **Hiero.** Depart ye in peace unto your habitations. May the blessing of the Spirit of the Universe rest with ye. Be there peace between me and thee, and be ready to come when ye are called.

9.17. **Hiero.** Tap the Kerux stack.

9.18. **Hiero.** Honoured Kerux, please declare the Temple closed.

9.19. **Kerux.** Hold the Kerux Staff in the right hand, palm the Kerux Lamp in the left hand.

4.12. **Hiero.** Place the Hierophant Wand onto the Hierophant Lamens in the active position.

4.13. **Kerux.** Knock once on the table.

4.14. **Kerux.** Har par krat. \$PasswOrd.

4.15. **Kerux.** Stack the Kerux Staff and Kerux Lamp on top of the Kerux Lamens. Place this stack face down between the Hierophant and the Altar (3C). Make the Sign of the Enterer. Pick up the Kerux stack. Tap it on the Hegemon, then on the Hiererus, then place it face up on top of the Earth Tablet with the Kerux Staff on top. Make the Sign of Silence.

4.16. **Hiero.** Hold the Hierophant Wand. Tap the Kerux stack.

4.17. **Hiero.** Welcome, Kerux.

4.18. **Hiero.** Place the Hierophant Wand onto the Hierophant Lamens in the active position. Knock once on the table. Make the Sign of the Enterer. Make the Sign of Silence.

5. OPENING

5.1. **Hiero.** Hold the Hierophant Wand.

5.2. **Hiero.** Collegae of the Temple of Buer of the Witches' Order of the Golden Dawn, please assist me in opening the Temple in the ② = 9 Grade of Theoricus.

5.3. **Hiero.** Tap the Kerux stack.

5.4. **Hiero.** Honoured Kerux, please see that the Temple is properly guarded.

5.5. **Hiero.** Place the Hierophant Wand onto the Hierophant Lamens in the active position.

5.6. **Kerux.** Hold the Kerux Staff. Tap the Banner of the West then the Banner of the East.

5.7. **Kerux.** Very Honoured Hierophant, the Temple is properly guarded.

5.8. **Kerux.** Replace the Kerux Staff squarely onto the Kerux stack.

5.9. **Hiero.** Touch the Hierophant Wand.

5.10. **Hiero.** Honoured Hiererus, please ask those present to demonstrate their knowledge of the Sign of this Grade.

5.11. **Hiererus.** Hold the Hiererus Sword.

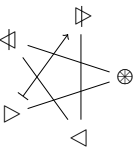
5.12. **Hiererus.** Please give the Sign of Theoricus if you are so honoured.

5.13. **Hiererus.** Make the Sign of Theoricus. Tap the Kerux stack then the Hegemon stack. Tap the Hiererus Lamens. Tap the Hierophant stack.

5.14. **Hiererus.** Very Honoured Hierophant, we recognize those of Theoricus now present.

5.15. **Hiererus.** Tap the Hierophant stack again.

- 5.16. **Hiereus.** Salute with the Theoricus Sign. Place the Hiererus Sword onto the Hiererus Lamens squarely.
- 5.17. **Hiero.** Touch the Hierophant Wand.
- 5.18. **Hiero.** Honoured Hegemon, to what particular Element is this Grade attributed?
- 5.19. **Hegemon.** Touch the Hegemon Wand.
- 5.20. **Hegemon.** To the Element of Air.
- 5.21. **Hiero.** Touch the Hierophant Wand.
- 5.22. **Hiero.** Honoured Hiererus, to what Planet does this Grade especially refer?
- 5.23. **Hiereus.** Touch the Hiererus Sword.
- 5.24. **Hiereus.** To the Moon.
- 5.25. **Hiero.** Touch the Hierophant Wand.
- 5.26. **Hiero.** Honoured Hegemon, what Path is attached to this Grade?
- 5.27. **Hegemon.** Touch the Hegemon Wand.
- 5.28. **Hegemon.** The 32nd Path of Tav.
- 5.29. **Hiero.** Touch the Hierophant Wand.
- 5.30. **Hiero.** Honoured Hiererus, to what does it allude?
- 5.31. **Hiereus.** Touch the Hiererus Sword.
- 5.32. **Hiereus.** To the Universe as composed of the Four Elements – to the Kerubim, the Qliphoth and the Astral Plane, and the reflection of the Sphere of Saturn.
- 5.33. **Hiero.** Hold the Hierophant Wand.
- 5.34. **Hiero.** Let us adore the Spirit of Air!
- 5.35. **Hiero.** Tap the Air Tablet.
- 5.36. **Hiero.** SHADDAL EL CHAI
SHADDAL EL CHAI
SHADDAL EL CHAI
- In the name of Shaddai El Chai, Spirits of Air adore the Spirit of the Universe!
- 5.37. **Hiero.** Makes invoking pentagram of Spirit Active over the Tablet with Hierophant Wand while vibrating the name.



INVOKING
SPIRIT ACTIVE

- 8.3. **Hiero.** Place the Hierophant Wand onto the Hierophant Lamens in the active position.
- 8.4. **All.** The register is signed.
- 8.5. **Kerux.** Touch the Kerux stack.
- 8.6. **Kerux.** The Register has been signed!
9. CLOSING
- 9.1. **Hiero.** Make the Sign of Theoricus. Hold the Hierophant Wand.
- 9.2. **Hiero.** Please assist me to close the Temple in the $\textcircled{2} = \boxed{9}$ Grade of Theoricus.
- 9.3. **Hiero.** Tap the Kerux stack.
- 9.4. **Hiero.** Honoured Kerux, please see that the Temple is properly guarded.
- 9.5. **Hiero.** Place the Hierophant Wand onto the Hierophant Lamens in the active position.
- 9.6. **Kerux.** Hold the Kerux Staff. Tap the Banner of the West, then the Banner of the East.
- 9.7. **Kerux.** Very Honoured Hierophant, the Temple is properly guarded.
- 9.8. **Kerux.** Replace the Kerux Staff squarely onto the top of the Kerux stack.
- 9.9. **Hiero.** Hold the Hierophant Wand.
- 9.10. **Hiero.** Let us now adore the Spirit of Air:
- 9.11. **Hiero.** SHADDAL EL CHAI
SHADDAL EL CHAI
SHADDAL EL CHAI
- Let us rehearse the Prayer of the Sylphs, or Air Spirits.
- 9.12. **All.**
- SPIRIT OF LIFE! SPIRIT OF WISDOM! WHOSE BREATH GIVETH
FORTH AND WITHDRAWETH THE FORM OF ALL THINGS:
THOU, BEFORE WHOM THE LIFE OF BEINGS IS BUT A SHADOW
WHICH CHANGETH, AND A VAPOUR WHICH PASSETH:
THOU, WHO MOUNTEST UPON THE CLOUDS, AND WHO WALLEST
UPON THE WINGS OF THE WIND.
THOU, WHO BREATEST FORTH THY BREATH, AND ALL THAT
COMETH FROM THEE, RETURNETH UNTO THEE!
CEASELESS MOTION, IN ETERNAL STABILITY, BE THOU ETERNALLY
BLESSED!
WE PRAISE THEE AND WE BLESS THEE IN THE CHANGELESS EM-
PIRE OF CREATED LIGHT, OF SHADES, OF REFLECTIONS, AND OF
IMAGES – PERISHABLE BRILLIANCE.
LET THE RAY OF THY INTELLIGENCE AND THE WARMTH OF THY
LOVE PENETRATE EVEN UNTO US!

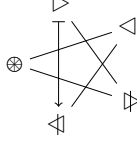
- 7.59. **Hiero.** It is also shown inscribed upon the Tree of Life...
- 7.60. **Hiero.** Tap the Luna on the Tree of Life Diagram.
- 7.61. **Hiero.** ...whereon its crescent in increase represents the side of Mercy – in decrease the side of Severity, while at full it reflects the Sun of Tiphareth.
- 7.62. **Hiero.** Place the Hierophant Wand onto the Hierophant Lamens in the active position.
- 7.63. **Hegemon.** Pick up the Hegemon/Aspirant stack. Tap to the right (south of the White Pillar (SE). Tap on the Hierous. Set the Aspirant stack (Theoricus Sash) below (west of) the Earth Tablet. Tap the Hegemon stack on the Kerux, then on the Hierophant and then place it to the right (south) across the Hall from the Kerux (3E).
- 7.64. **Hiero.** Hold the Hierophant Wand.
- 7.65. **Hiero.** I now congratulate you on having attained the Grade of Theoricus, and in recognition thereof I confer upon you the Mystic Title of Poraiois de Rejectis...
- 7.66. **Hiero.** Tap the Aspirant stack.
- 7.67. **Hiero.** ...which means, "Brought from among the rejected," and I give you the symbol of Ruach, which is the Hebrew name of Air.
- 7.68. **Hiero.** Tap the Kerux stack.
- 7.69. **Hiero.** Honoured Kerux, please declare that the Zelator has been duly advanced to the Grade of Theoricus.
- 7.70. **Hiero.** Place the Hierophant Wand onto the Hierophant Lamens in the active position.
- 7.71. **Kerux.** Palm the Kerux Lamp in the left hand, hold the Kerux Staff in the right hand.
- 7.72. **Kerux.** In the name of SHADDAI EL CHAI, and by command of the Very Honoured Hierophant, hear ye all that I proclaim that our Collega \$motto having made sufficient progress in the study of Occult Science, has been duly advanced to the Grade of (2) = [9] Theoricus, Master of the 32nd Path, and that they have received the Mystic Title of Poraiois de Rejectis, and the Symbol of Ruach.
- 7.73. **Kerux.** Place the Kerux Lamp on top of the Kerux Lamens. Place the Kerux Staff squarely on top of the Kerux stack.
- 7.74. **Hiero.** Hold the Hierophant Wand. Tap the Theoricus Sash.
- 7.75. **Hiero.** Collega \$motto, before advancement to the next Grade of (3) = [8], remember to pray, read, read, read, read, read again, work and examine that which you shall find...

8. SIGNING OF THE REGISTER

- 8.1. **Hiero.** Tap the Kerux stack.
- 8.2. **Hiero.** Honoured Kerux, please prepare the Register to formally record the advancement.

- 5.38. **Hiero.** EXARP.
(Ex-ar-pay.)

- 5.39. **Hiero.** Place the Hierophant Wand onto the Hierophant Lamens in the active position. Take the Pentacle out from under the Banner of the East and use it to make the invoking pentagram of Air...



INVOKING
AIR

- 5.40. **Hiero.** In the name of RAPHAEL the Great Archangel of Air, and in the Sign of Air, Spirits of Air, adore the Spirit of the Universe!
- 5.41. **Hiero.** ..and the sign of Air in its centre (trace the Aquarius sign) before the Tablet.



- 5.42. **Hiero.** In the Name and Letters of the Great Eastern Quadrangle, revealed unto Enoch by the Great Angel Ave, Spirits of Air adore the Spirit of the Universe!
- 5.43. **Hiero.** Make a cross with Pentacle, then hold it high.
- 5.44. **Hiero.** In the Three Great Secret Names of the Spirit of the Universe borne on the Banners of the East –
- 5.45. **Hiero.** ORO IBAH AOPZI
(Or-oh Ee-bah Ay-oh-zod-pee)
- 5.46. **Hiero.** – Spirits of Air adore the Spirit of the Universe!
In the name of –
- 5.47. **Hiero.** BATAIVAH
(Bah-tah-ee-yah)
- 5.48. **Hiero.** – Great King of the East, Spirits of Air, adore the Spirit of the Universe!
- 5.49. **Hiero.** Replace the Pentacle underneath the Banner of the East. Hold the Hierophant Wand.
- 5.50. **Hiero.** By these Holy Names from the Great Eastern Quadrangle of Air, I call and Invoke the Spirits and Powers of Air.
Be with me and aid me in my working!
Be here now!
- 5.51. **Hiero.** Tap the Kerux stack.
- 5.52. **Hiero.** Honoured Kerux, please proclaim the Temple open.

5.53. **Hiero.** Place the Hierophant Wand onto the Hierophant Lamen in the active position.

5.54. **Kerux.** Take the Kerux stack off of the Earth Tablet and place the Kerux Lamen just below the Shin Portal Plaque (2A). Hold the Kerux Staff in the right hand, palm the Kerux Lamp in the left hand.

5.55. **Kerux.** In the name of SHADDAL EL CHAI, I declare the Temple opened in the ② = 9 Grade of Theoricus.

5.56. **Kerux.** Stack the Kerux Staff and Kerux Lamp on top of the Kerux Lamen. Pick up the Kerux stack and place it face down below the Hierophant (3C). Make the Sign of the Enterer. Pick up the Kerux stack and tap it on the Hegemon, then on the Hiererus. Place the Kerux stack face up on top of the Earth Tablet with the Kerux Lamp on top. Make the Sign of Silence.

5.57. **Hiero.** Place the Air Tablet underneath the Tav and Samekh Portal Plaque cards, as it is a mystery which is yet to be revealed to the Aspirant.

5.58. **Hiero.** Knock on the Hierophant stack in the following pattern:
 // // // // //

5.59. **Hiererus.** Knock on the Hiererus stack in the following pattern:
 // // // // //

5.60. **Hegemon.** Knock on the Hegemon stack in the following pattern:
 // // // // //

6. ADVANCEMENT IN THE PATH OF TAV

6.1. **Hiero.** Hold the Hierophant Wand.

6.2. **Hiero.** Our Collega, (\$notro), having made sufficient progress in the Paths of Occult Knowledge, is now eligible for advancement to the ② = 9 Grade of Theoricus, and I have duly received a dispensation from the Greatly Honoured Chiefs of the Second Order to perform this Advancement in due form.

6.3. **Hiero.** Tap the Hegemon stack.

6.4. **Hiero.** Honoured Hegemon, please superintend the preparation of the Zelator.

6.5. **Hiero.** Place the Hierophant Wand onto the Hierophant Lamen in the active position.

6.6. **Hegemon.** Pick up the Hegemon stack. Salute with the Theoricus Sign. Tap on the Hiererus, then on the lower left corner (northwest) (7A).

6.7. **Aspirant.** Take the Aspirant stack off the top of the reserve ritual deck; the Greek Cubical Cross of 22 Squares, the Blindfold, and the Zelator Sash.

6.8. **Hegemon.** Place the Aspirant stack underneath the Hegemon stack. Knock on the table stack in the following pattern:
 // // // // //

Place the Hegemon/Aspirant stack in the lower left corner (northwest) (7A). Touch the Hegemon/Aspirant stack.

The Distinguishing Badge of this Grade, which you are now entitled to wear is the Sash of the Theoricus, which is the Sash of Zelator with the addition of a white cross above the triangle and the numbers 2 and 9 in a circle and square respectively, left and right and beneath the triangle, the number 32 between two narrow parallel white lines.

7.42. **Hiero.** Set the Zelator Sash aside, revealing the Theoricus Sash. Tap the Earth Tablet.

7.43. **Hiero.** The meaning of the Tablet of Earth was explained to you in the preceding Grade.

7.44. **Hiero.** Pick up the Hierophant Lamen and replace it immediately below the Samekh Portal Plaque. Place the Hierophant Wand onto the Hierophant Lamen in the active position.

7.45. **Hegemon.** Pick up the Hegemon stack. Tap below the White Pillar (6D). Place the Aspirant stack (just the Theoricus Sash at this point) underneath the Hegemon stack. Tap below the Black Pillar (6B), then on the Earth Tablet and then place the Hegemon/Aspirant stack between the Hierophant and the Altar (3C).

7.46. **Hiero.** Hold the Hierophant Wand.

7.47. **Hiero.** The Three Portals facing you are the Gates of the Paths leading from this Grade. Tzaddi on the right...

7.48. **Hiero.** Tap the Tzaddi Portal Plaque.

7.49. **Hiero.** ...connects with the Grade of Philosophus, Resh on your left...

7.50. **Hiero.** Tap the Resh Portal Plaque.

7.51. **Hiero.** ...with the Grade of Practicus, while Samekh in the centre...

7.52. **Hiero.** Tap the Samekh Portal Plaque.

7.53. **Hiero.** ...leads to the Portal.

7.54. **Hiero.** Place the Hierophant Wand onto the Hierophant Lamen in the active position. Remove the Air Tablet from underneath the Samekh Portal Plaque and place it on top. Hold the Hierophant Wand.

7.55. **Hiero.** This Grade especially refers to the Element of Air, and therefore the Great Watchtower or Terrestrial Tablet of the East...

7.56. **Hiero.** Tap the Air Tablet.

7.57. **Hiero.** ...forms one of its principal emblems. It is one of the Four Great Tablets delivered unto Enoch by the Great Angel Ave.

From it are drawn the Three Holy Secret Names, ORO IBAH AOZPI, which are borne upon the Banners of the East, and numberless names of other Angels, Archangels and Spirits which appertain unto the Element of Air.

To the Moon, also, is this Grade related. Its Qamea or Mystical Square is shown in the East, with Seals and Names appropriate thereto.

7.58. **Hiero.** Tap the Lunar Qamea. Set the Lunar Qamea aside revealing Luna on the Tree of Life.

7.31. **Hiero.** The Cross within the Triangle, apex downwards, placed upon the Altar at the base of the Tree of Life, refers to the Four Rivers of Paradise, while the angles of the Triangle refer to the Three Sephiroth, Netzach, Hod and Yesod. The Two Pillars, right and left of the Tree, are the symbols of Active and Passive, Mercy and Severity. They also allude to the Pillars of Fire and Cloud which guided the Israelites in the wilderness, and their hot and moist natures are further marked by the Red Lamp and the Cup of Water.

The Pillars further represent the Two Kerubim of the Ark – the right, Metatron, the left, Sandalphon.

Above them ever burn the Lamps of their Spiritual Essence, of which they are partakers in the Eternal Uncreated One.

7.32. **Hiero.** *Stand in the Sign of Theoricus.*

7.33. **Hiero.** Glory unto Thee, Spirit of the Land of Life, for Thy Splendour filleth the Universe.

7.34. **Hiero.** *Pick up the Hierophant Lamen and put it on top of the Hiericus stack. Continue to hold the Hierophant Wand.*

7.35. **Hiero.** This $\textcircled{2} = \boxed{9}$ Grade of Theoricus is referred to Yesod, as the Zelator Grade is to Malkuth. The Path between them is assigned to the Letter Tav, whose portal you now see in the West, and through which you have just symbolically passed.

7.36. **Hiero.** *Tap the Tav Portal Plaque.*

7.37. **Hiero.** To this Grade, as to those preceding it, certain Signs and Tokens are attributed. They consist of a Sign, Token, Grand Word, Mystic Number and Password formed therefrom.

The Sign is thus given.

7.38. **Hiero.** *Make the Sign of Theoricus.*

7.39. **Hiero.** Stand with feet together and raise both arms upwards and back, palms up, as if supporting a weight. It represents you in the Path of Yesod, supporting the Pillars of Mercy and Severity. It is the Sign made by the Greek God Atlas, who supported the Universe on his shoulders and whom Hercules was directed to emulate. It is the Isis of Nature, supporting the Heavens.

The Grip is that of the First Order which you received in the preceding Grade.

7.40. **Hiero.** *Strongly visualize performing the Grip.*

7.41. **Hiero.** The Grand Word is the name of Seven Letters, Shaddai El Chai, which means the Almighty and Living One.

The Mystic Number is 45, and from it is formed the Password Mem Heh, the Secret Name of the World of Formation. It should be lettered separately when given.

Unto this Grade and unto the Sephirah Yesod, the ninth Path of the Sepher Yetzirah is referred. It is called the "Pure and Clear Intelligence", and it is so called because it purifieth and maketh clear the Sephiroth, proveth and amendeth the forming of their representation, and disposeth of their duties or harmonies, wherein they combine, without mutilation or division.

6.9. **Hegemon.** Quit the material and seek the spiritual!

6.10. **Hiero.** *Touch the Hierophant stack.*

6.11. **Hiero.** Please conduct the Zelator to the East.

6.12. **Hegemon.** *Pick up the Hegemon/Aspirant stack. Tap on the Kerux. Place the Aspirant stack (Greek Cubical Cross, Blindfold, Zelator Sash) between the Pillars (3C). Place the Hegemon stack to the right of the White Pillar (3E).*

6.13. **Kerux.** *Take the Kerux stack off of the Earth Tablet and place it adjacent to the left edge of the Black Pillar (3A).*

6.14. **Hiero.** *Touch the Hierophant Wand.*

6.15. **Hiero.** Please give me the Step and Sign of a Zelator.

6.16. **Aspirant.** *Touch the Aspirant stack, then perform the Zelator Step and Sign.*

6.17. **Hiero.** *Touch the Hierophant Wand.*

6.18. **Hiero.** Give me the Grip or Token.

6.19. **Aspirant.** *Touch the Aspirant stack and strongly visualize performing the Grip.*

6.20. **Hiero.** *Touch the Hierophant Wand.*

6.21. **Hiero.** Please give me the Grand Word.

6.22. **Aspirant.** *Touch the Aspirant stack.*

6.23. **Aspirant.** Adonai Ha Aretz.

6.24. **Hiero.** *Touch the Hierophant Wand.*

6.25. **Hiero.** What is the Mystic Title?

6.26. **Aspirant.** *Touch the Aspirant stack.*

6.27. **Aspirant.** Periklynum de Faustis.

6.28. **Hiero.** *Touch the Hierophant Wand.*

6.29. **Hiero.** What is the Mystic Number of a Zelator?

6.30. **Aspirant.** *Touch the Aspirant stack.*

6.31. **Aspirant.** 55.

6.32. **Hiero.** *Touch the Hierophant Wand.*

6.33. **Hiero.** What is the Password formed from the Mystic Number?

6.34. **Aspirant.** *Touch the Aspirant stack.*

6.35. **Aspirant.** Nun Heh.

6.36. **Hiero.** *Touch the Hierophant Wand.*

6.37. **Hiero.** Collega Periklynum de Faustis, do you solemnly pledge yourself to hold sacred the Mysteries of the 32nd Path of the $\textcircled{2} = \boxed{9}$ Grade of Theoricus, which you have already sworn to maintain regarding those preceding Grades?

- 6.38. **Aspirant.** *Touch the Aspirant stack.*
- 6.39. **Aspirant.** I do.
- 6.40. **Hiero.** *Touch the Hierophant Wand.*
- 6.41. **Hiero.** Then you will stretch out your hand, holding the Cubical Cross, and say: "I do so swear."
- 6.42. **Aspirant.** *Pick up the Greek Cubical Cross from the top of the Aspirant stack leaving the Blindfold showing. Palm the Greek Cubical Cross.*
- 6.43. **Aspirant.** I do so swear.
- 6.44. **Aspirant.** *Place the Greek Cubical Cross on top of the KERUX stack.*
- 6.45. **Hiero.** *Touch the Hierophant Wand.*
- 6.46. **Hiero.** Let the Blindfold be removed.
- 6.47. **Hegemon.** *Remove the Blindfold card from the Aspirant stack and set it aside, leaving only the Zelator Sash as the Aspirant stack.*
- 6.48. **Hiero.** *Touch the Hierophant Wand.*
- 6.49. **Hiero.** Stretch forth your right hand, holding the Cubical Cross toward the East, in the position of the Zelator Sign, and repeat after me: "Let the Powers of Air witness my Pledge."
- 6.50. **Aspirant.** *Palm the Greek Cubical Cross. Touch the Zelator Sash. Make the Zelator Sign.*
- 6.51. **Aspirant.** Let the Powers of Air witness my Pledge.
- 6.52. **Aspirant.** *Place the Greek Cubical Cross on top of the KERUX stack. Touch the Aspirant stack.*
- 6.53. **Hiero.** *Hold the Hierophant Wand.*
- 6.54. **Hiero.** Facing you are the Portals of the 31st...
- 6.55. **Hiero.** *Tap the Shin Portal Plaque.*
- 6.56. **Hiero.** ...32nd...
- 6.57. **Hiero.** *Tap the Tav Portal Plaque.*
- 6.58. **Hiero.** and 29th Paths...
- 6.59. **Hiero.** *Tap the Qoph Portal Plaque.*
- 6.60. **Hiero.** leading from the Grade of Zelator to the three other Grades which are beyond. The only Path now open to you, however, is the 32nd Path of Tav...
- 6.61. **Hiero.** *Tap the Tav Portal Plaque.*
- 6.62. **Hiero.** ...which leads to the $\textcircled{2} = \boxed{9}$ Grade of Theoricus, which you must traverse before arriving at that Grade.
- 6.63. **Hiero.** *Place the Hierophant Wand onto the Hierophant Lamen in the active position.*

- 7.22. **Hiererus.** *Touch the Hiererus stack.*
- 7.23. **Hiererus.** The Tree of Life and the Three Mother Letters are the Keys wherewith to unlock the Caduceus of Hermes. The upper point of the Wand rests on Kether, and the Wings stretch out to Chokmah and Binah, the Three Supernal Sephiroth. The lower seven are embraced by the Serpents, whose heads fall upon Chesed and Geburah.
- They are the Twin Serpents of Egypt – the currents of the Astral Light. Furthermore, the wings and top of the Wand form the Letter Shin, the symbol of Fire; the heads and upper halves of the Serpents form Aleph, the symbol of Air; while their tails enclose Mem, the symbol of Water. The Fire of Life above, the Waters below, and the Air symbol vibrating between them.
- 7.24. **Hiererus.** *Set the Caduceus Admission Badge aside.*
- 7.25. **Hiero.** *Slide the Hierophant stack toward the east edge of the Altar (Serpent diagram) (3C).*
- 7.26. **Hegemon.** *Take the two Hegemon cards (Hegemon Wand, Hegemon Lamen) off of the Aspirant stack. Tap the Hegemon stack on the Hiererus, on the Earth Tablet, above the Hierophant (2C) and then place it on the right (south) edge of the workspace, across the Hall from the Kerux (3E).*
- 7.27. **Aspirant.** *Move the Aspirant stack to the west edge of the Altar (Serpent diagram), between the Pillars (5C).*
- 7.28. **Hiero.** *Hold the Hierophant Wand, gesturing at the Serpent on the Tree of Life diagram as suggested by the speech.*
- 7.29. **Hiero.** The symbols before you represent alike the Garden and the Holy of Holies.
- Before you stands the Tree of Life formed of the Sephiroth and their connecting Paths. Into its complete symbolism, it is impossible to enter here, for it is the Key of all things when rightly understood. Upon each Sephirah are written in Hebrew letters, its Name, the Divine Names and those of the Angels and Archangels attributed thereto.
- The connecting Paths are 22 in number and are distinguished by the 22 Letters of the Hebrew Alphabet, making with the 10 Sephiroth themselves the 32 Paths of Wisdom of the Sopher Yetzirah.
- The course of the Hebrew Letters, as placed on the paths, forms as you see, the Symbol of the Serpent of Wisdom, while the natural succession of the Sephiroth forms the Flaming Sword, and the course of the Lightning Flash, as shown in the drawing below.
- 7.30. **Hiero.** *Set the Serpent on the Tree of Life Diagram aside, revealing the Part 2 Altar. Continue to hold the Hierophant Wand.*

- 7.5. **Hiero.** Honoured Kerux, please instruct the Aspirant in the necessary Alarm, and present them with the necessary Admission Badge.
Honoured Hegemon, please guard the Portal and admit them on giving the proper Alarm.
- 7.6. **Hegemon.** Pick up the Hegemon stack, tap it on the Hiereus then place it below the Black Pillar (6B).
- 7.7. **Kerux.** Pick up the Kerux stack. Tap it between the Hierophant and the Altar (3C), to the right of the White Pillar (5E), on the Hiereus, on the Hegemon and on the Banner of the West. Collect the Aspirant stack underneath the Kerux stack with the Caduceus Admission Badge, the Zelator Sash and the Theoricus Sash.
- 7.8. **Aspirant.** Knock on the table in this pattern: // // // // // //
- 7.9. **Kerux.** Place the Kerux/Aspirant stack above (east) of the Banner of the West (6A).
- 7.10. **Hiero.** Hold the Hierophant Wand.
- 7.11. **Hiero.** Collega Periklynum de Faustis, as in the Zelator Grade there were given the symbolic representations of the Tree of the Knowledge of Good and Evil, of the Gate of the Garden and of the Holy Place, so in this Grade of Theoricus, the Sanctum Sanctorum with the Ark and the Kerubim is shown, as well as the Garden with which it coincides; while in the 32nd Path leading hereunto, through which you have just symbolically passed, the Kerubic Guardians are represented, and the Palm Trees of Progression in the Garden.
- 7.12. **Hiero.** Tap the Hegemon stack.
- 7.13. **Hiero.** Honoured Hegemon, conduct the Zelator to the West, and place them thus before the Portal of the 32nd Path of Tav by which they have symbolically entered.
- 7.14. **Hiero.** Place the Hierophant Wand onto the Hierophant Lamens in the active position.
- 7.15. **Kerux.** Take the three cards of the Kerux stack (Kerux Lamp, Kerux Staff, Kerux Lamens) and place them above (east of) the Earth Tablet (3A).
- 7.16. **Hegemon.** Place the Caduceus Admission Badge on top of the Hegemon. Pick up the Hegemon stack and put it on top of the Aspirant stack. Pick up the Hegemon/Aspirant stack. Tap it on the Kerux, then on the Hierophant, then to the right of the White Pillar before placing it immediately to the right (south of) the Hiereus stack (6D).
- 7.17. **Hiereus.** Touch the Hiereus stack.
- 7.18. **Hiereus.** By what symbol dost thou enter herein?
- 7.19. **Hegemon.** Touch the Hegemon/Aspirant stack.
- 7.20. **Hegemon.** By the peculiar emblem of the Kerux, which is the Caduceus of Hermes.
- 7.21. **Aspirant.** Place the Caduceus Admission Badge on top of the Hiereus.

- 6.64. **Hiero.** Take in your right hand the Cubical Cross...
- 6.65. **Kerux.** Place Greek Cubical Cross on top of the Zelator Sash.
- 6.66. **Hiero.** ...and in your left the Banner of Light....
- 6.67. **Hiero.** Place the Banner of the East on top of the Aspirant stack.
- 6.68. **Hiero.** ...and follow your Guide, Anubis the Guardian, who leads you from the material to the spiritual.
- 6.69. **Hiero.** Place the Banner of the West on top of the Hierophant stack.
- 6.70. **Kerux.** Place Kerux stack on top of Aspirant stack.
- 6.71. **Kerux.** Anubis the Guardian said to the Aspirant, "Let us enter the Presence of the Spirit of Truth. Arise and follow me."
- 6.72. **Hiereus.** Touch the Hiereus stack with left / non-dominant hand.
- 6.73. **Kerux.** Pick up the Kerux/Aspirant stack with the right / dominant hand. Tap it in place between the Pillars. Continue to hold it.
- 6.74. **Hiereus.** The Sphynx of Egypt spake and said: "I am the synthesis of the Elemental Forces.
- 6.75. **Kerux.** Tap the Kerux/Aspirant stack on the Hegemon.
- 6.76. **Hiereus.** I am also the symbol of Humanity.
- 6.77. **Kerux.** Tap the Kerux/Aspirant stack on the Hiereus.
- 6.78. **Hiereus.** I am Life and I am Death.
- 6.79. **Kerux.** Tap the Kerux/Aspirant stack on the Earth Tablet.
- 6.80. **Hiereus.** I am the Child of the Night of Time."
- 6.81. **Kerux.** Place the Kerux/Aspirant stack to the left (north) of the Hierophant (2A).
- 6.82. **Hiereus.** Remove left / non-dominant hand from the Hiereus stack.
- 6.83. **Hiero.** Retrieve the Fan from the bottom of the Altar stack. Tap the Kerux/Aspirant stack with it.
- 6.84. **Hiero.** The Priest with the mask of Osiris spake and said: "Thou canst not pass the Gate of the Eastern Heaven unless thou canst tell me my Name."
- 6.85. **Hiero.** Place the Fan on top of the Hierophant stack.
- 6.86. **Kerux.** Touch the Kerux/Aspirant stack.
- 6.87. **Kerux.** Thou art Nu, Goddess of the Firmament of Air. Thou art HOR-MAKU, Lord of the Eastern Sun.
- 6.88. **Hiero.** Touch the Hierophant stack.
- 6.89. **Hiero.** In what Signs and Symbols do you come?
- 6.90. **Kerux.** Touch the Kerux/Aspirant stack.

6.91. **Kerux.** In the Letter Aleph. In the Banner of Light, and the Symbol of the Equated Forces.

6.92. **Hiero.** Hold the Fan. Trace the symbol of Aquarius on the Kerux/Aspirant stack with it.



6.93. **Hiero.** In the sign of the Man, Child of Air, thou art Purified. Pass thou on.

6.94. **Hiero.** Set the Fan aside. Place the Banner of the West on top of the Kerux/Aspirant stack.

6.95. **Kerux.** Pick up the Kerux/Aspirant stack. Tap it between the Pillars (3C). Place the Kerux/Aspirant stack above (east) of the Hegemon (2E). Place the Banner of the West on top of the Hegemon stack.

6.96. **Hiereus.** Touch the Hiererus stack with left / non-dominant hand.

6.97. **Kerux.** Pick up the Kerux/Aspirant stack with the right / dominant hand. Tap below (west) of the Hegemon (4E). Continue to hold it.

6.98. **Hiereus.** I am Osiris, the Soul in twin aspect, united in the Higher by purification...

6.99. **Kerux.** Tap the Kerux/Aspirant stack on the Hiererus.

6.100. **Hiereus.** ...perfected by suffering, glorified through trial.

6.101. **Kerux.** Tap the Kerux/Aspirant stack on the Earth Tablet.

6.102. **Hiereus.** I have come where the Great Gods are...

6.103. **Kerux.** Tap the Kerux/Aspirant stack on the Hierophant.

6.104. **Hiereus.** ...through the Power of the Mighty Name.

6.105. **Kerux.** Place the Kerux/Aspirant stack above (east) of the Hegemon (2E).

6.106. **Hiereus.** Remove left / non-dominant hand from the Hiererus stack.

6.107. **Hegemon.** Retrieve the Red Lamp from the bottom of the Altar stack. Tap the Kerux/Aspirant stack with it.

6.108. **Hegemon.** The Priest with the mask of the Lion spake and said: "Thou canst not pass by the gate of the Southern Heaven unless thou canst tell me my name."

6.109. **Hegemon.** Place the Red Lamp on top of the Hegemon stack.

6.110. **Kerux.** Touch the Kerux/Aspirant stack.

6.111. **Kerux.** Mau the Lion, very powerful Lord of Fire, is thy Name. Thou art Ra, the Sun in its Strength.

6.112. **Hegemon.** Touch the Hegemon stack.

Be energetic and strong as the Salamanders, but avoid irritability and ferocity. Be flexible and attentive to images, like the Undines, but avoid idleness and changeability.

Be laborious and patient like the Gnomes, but avoid grossness and avarice.

So shalt thou gradually develop the powers of thy soul, and fit thyself to command the Spirits of the Elements.

The Altar, as in the preceding degree, represents the Material Universe. On its right is symbolically the Garden, represented by the station of the Hegemon, while on its left is symbolically Gehenna, the Abode of Shells, represented by the station of the Kerux.

6.177. **Hiero.** Pick up the Hierophant Lamen, tap on the Earth Tablet, then place it below the Tav Portal Plaque (2C). Continue to hold the Hierophant Wand.

6.178. **Hiero.** I now have great pleasure in conferring on you the Title of Master of the 32nd Path.

6.179. **Hiero.** Tap the Zelator Sash.

6.180. **Hiero.** You will now quit the Temple for a short time, and on your return, the Ceremony of your entry into the Sephiroth of Yesod and Reception into the $\textcircled{2} = \boxed{9}$ Grade of Theoricus will proceed.

6.181. **Hiero.** Place the Hierophant Wand onto the Hierophant Lamen in the active position.

6.182. **Kerux.** Pick up the Kerux stack. Tap it on the Hierophant then on the Hegemon. Place the Kerux stack on top of the Zelator Sash. Tap on the lower left (north-west) corner (7A). Set the Zelator Sash in reserve. Tap on the lower left corner with the Kerux stack (7A). Place the Kerux stack above the Earth Tablet (3A).

7. ENTRY INTO YESOD

The Kerux arranges the Hall before the Entry into Yesod begins.

7.1. **Kerux.** Move the Banner of the West to the lower left (northwest) corner (7A). Set the Part 1 Altar card aside, revealing the Serpent on the Tree of Life diagram. Move the Black Pillar to just off the lower left (north-west) corner of the Altar stack (5B). Move the White Pillar to just off the lower right (south-west) corner of the Altar stack (5D).

7.2. **Hiereus.** Slide the Hiererus stack toward the Altar stack, but not as far as to be between the Pillars (6C).

7.3. **Kerux.** Move the Tav Portal Plaque to just below the Hiererus (7C). Set the Shin Portal Plaque aside, revealing the Resh Portal Plaque. Slide the entire Resh Portal Plaque stack to the right, adjacent to the Samekh Portal Plaque (1B). Take the Resh Portal Plaque off of the stack and place it to the left (1A), revealing the Lunar Qamea diagram. Set the Qoph Portal Plaque aside, revealing the Tzaddi Portal Plaque.

7.4. **Hiero.** Touch the Hierophant stack, ground and centre.

6.171. **Hiero.** The Cubical Cross is a fitting emblem of the equilibrated and balanced forces of the Elements. It is composed of 22 squares externally, thus referring to the 22 letters that are placed thereon. 22 are the letters of the Eternal Voice, in the Vault of Heaven; in the depth of Earth; in the Abyss of Water; in the All-Presence of Fire. Heaven cannot speak their fullness – Earth cannot utter it. Yet hath the Spirit of the Universe bound them in all things. It hath mingled them in Water. It hath whirled them aloft in Fire. It hath sealed them in the Air of Heaven. It hath distributed them through the Planets. It hath assigned unto them the Twelve Constellations of the Universe.

6.172. **Hiero.** Set the Greek Cubical Cross aside. Hold the Hierophant Wand.

6.173. **Hiero.** The 32nd Path of the Sepher Yetzirah, which answereth unto Malkuth and the Letter Tav, is called the “Administrative Intelligence,” and is so-called because it directeth and associateth in all their operations the Seven Planets, even all of them in their own due courses. To it, therefore, is attributed the due knowledge of the Seven Abodes of Assiah, the Material World.

It refers to the Universe as composed of the Four Elements, to the Kerubim, to the Qlippoth, and to the Astral Plane. It is the Reflection of the Sphere of Saturn. It represents the connecting and binding link between the Material and Formative Worlds, Assiah and Yetzirah, and necessarily passes through the Astral Plane. It is the Rending of the Veil of the Tabernacle, whereon the Kerubim and the Palm Trees are depicted. It is the Passing of the Gate of the Garden.

6.174. **Hiero.** Place the Hierophant Wand on the Hierophant Lamen squarely. Place the Hierophant stack on top of the Zelator Sash. Pick up the Hierophant/Aspirant stack and tap it above the Hegemon (2E), below the Hegemon (4E) and then place it below the Altar (5C).

6.175. **Hiero.** Hold the Hierophant Wand, gesturing at the Altar as suggested by the speech.

6.176. **Hiero.** These ideas are symbolically represented in the 21st Key of the Tarot, in front of you. Within the oval formed of the 72 circles, is a female form, nude save for a scarf that floats around her. She is crowned with the Lunar Crescent of Isis, and holds in her hands two wands. Her legs form a cross. She is the Bride, the Qabalistic Queen of the Canticles, the Egyptian Isis or Great Feminine Kerubic Angel Sandalphon on the left hand of the Mercy Seat of the Ark.

The Wands are the directing forces of positive and negative currents. The Seven Pointed Heptagram or Star alludes to the Seven Palaces of Assiah; the crossed legs to the symbol of the Four Letters of the Name.

The surmounting crescent receives alike the influences of Geburah and Gedulah. She is the synthesis of the 32nd Path, uniting Malkuth and Yesod.

The oval of the 72 smaller circles refers to the Shem-ha-Mephorash, or 72-fold Name of the Deity. The 12 larger circles form the Zodiac. At the angles are the Four Kerubim, which are the vivified powers of the Name operating in the Elements, through which you have just symbolically passed in the preceding Ceremony.

The Fan, Lamp, Cup and Salt represent the four Elements themselves whose inhabitants are the Sylphs, Salamanders, Undines and Gnomes.

Be thou, therefore, prompt and active as are the Sylphs, but avoid frivolity and caprice.

6.113. **Hegemon.** In what Signs and Symbols do you come?

6.114. **Kerux.** Touch the Kerux/Aspirant stack.

6.115. **Kerux.** In the letter Shin, in the Banner of the East, and the Symbol of the Cubical Cross.

6.116. **Hegemon.** Hold the Red Lamp. Trace the sign of Leo on the Kerux/Aspirant stack with it.



6.117. **Hegemon.** In the Sign of the Lion, Child of Fire, thou are purified. Pass thou on.

6.118. **Hegemon.** Set the Red Lamp aside.

6.119. **Kerux.** Pick up only the Kerux cards from the Kerux/Aspirant stack (Kerux Lamp, Kerux Staff, Kerux Lamen) making the Banner of the East visible. Tap on the Hegemon, who is holding the Banner of the West, tap on the Hiereus, tap on the Earth Tablet. Place the Kerux stack above (east of) the Earth Tablet (3A).

6.120. **Hegemon.** Place the Hegemon stack [BoW, Hg Wand, Hg Lamen] on top of the Aspirant stack [BoE, Greek Cross, Zelator Sash]. Pick up the Hegemon/Aspirant stack and place it above the gap between the Hiereus and the Censer (6D). Put the Banner of the West on top of the Hiereus stack.

6.121. **Hiereus.** Touch the Hiereus stack with left / non-dominant hand.

6.122. **Hegemon.** Pick up the Hegemon/Aspirant stack with the right / dominant hand. Tap it to the left of the Hiereus (7B). Continue to hold it.

6.123. **Hiereus.** I passed through the Gates of the Firmament.

6.124. **Hegemon.** Tap on the Kerux.

6.125. **Hiereus.** Give me your hands.

6.126. **Hegemon.** Tap on the Hierophant.

6.127. **Hiereus.** For I am made as ye, Ye Spirits of Truth!

6.128. **Hegemon.** Tap to the right (south) (4E).

6.129. **Hiereus.** For ye are the formers of the Soul.

6.130. **Hegemon.** Place the Hegemon/Aspirant stack to the right (south) of the Hiereus (7D).

6.131. **Hiereus.** Remove left / non-dominant hand from the Hiereus stack.

6.132. **Hiereus.** Retrieve the Water Cup from the bottom of the Altar stack. Tap the Hegemon/Aspirant stack with it.

- 6.133. **Hiereus.** The Priest with the Mask of the Eagle spake and said: "Thou canst not pass the Gate of the Western Heaven, unless thou canst tell me my Name."
- 6.134. **Hiereus.** Place the Water Cup on top of the *Hiereus* stack, currently holding the Banner of the West.
- 6.135. **Hegemon.** Touch the *Hegemon/Aspirant* stack.
- 6.136. **Hegemon.** Heka, Mistress of Hesus; Ruler of Water, is Thy Name. Thou art Toun, the Setting Sun.
- 6.137. **Hiereus.** Touch the *Hiereus* stack.
- 6.138. **Hiereus.** In what signs and symbols do you come?
- 6.139. **Hegemon.** Touch the *Hegemon/Aspirant* stack.
- 6.140. **Hegemon.** In the letter Mem; in the Banner of Light; and the Symbol of the 22 Letters.
- 6.141. **Hiereus.** Hold the Water Cup. Trace the Sign of the Eagle on the *Hegemon/Aspirant* stack with it.



- 6.142. **Hiereus.** In the Sign of the Eagle, Child of Water, thou art purified. Pass thou on.
- 6.143. **Hiereus.** Set the Water Cup aside. Place the Banner of the West on top of the *Hegemon/Aspirant* stack.
- 6.144. **Hegemon.** Pick up the *Hegemon/Aspirant* stack. Tap it above the *Hiereus* (6C) and then on the *Kerux*. Place it above (east) of the *Kerux* (2A). Place the Banner of the West on top of the *Kerux* stack.
- 6.145. **Hiereus.** Touch the *Hiereus* stack with left / non-dominant hand.
- 6.146. **Hegemon.** Pick up the *Hegemon/Aspirant* stack with the right / dominant hand. Tap to the left of the Hierophant (2B). Continue to hold it.
- 6.147. **Hiereus.** O Spirit of the Universe – thou art above all things...
- 6.148. **Hegemon.** Tap between the Pillars (3C).
- 6.149. **Hiereus.** ...and Thy Name is in all things;
- 6.150. **Hegemon.** Tap to the right (south) (4E).
- 6.151. **Hiereus.** and before thee the Shadows of Night roll back...
- 6.152. **Hegemon.** Tap on the *Hiereus*.
- 6.153. **Hiereus.** ...and the Darkness hasteth away
- 6.154. **Hegemon.** Place the *Hegemon/Aspirant* stack on the Earth Tablet.
- 6.155. **Hiereus.** Remove left / non-dominant hand from the *Hiereus* stack.
- 6.156. **Kerux.** Retrieve the Plate of Salt from the bottom of the Altar stack. Tap the *Hegemon/Aspirant* stack with it.
- 6.157. **Kerux.** The Priest with the Mask of the Ox spake and said: "Thou canst not pass the Gate of the Northern Heaven unless thou canst tell me my name."
- 6.158. **Kerux.** Place Plate of Salt on top of the *Kerux* stack, currently holding the Banner of the West.
- 6.159. **Hegemon.** Touch the *Hegemon/Aspirant* stack.
- 6.160. **Hegemon.** Satem, in the abode of Shu, the Bull of Earth, is Thy Name. Thou art Kephra, the Sun at Night.
- 6.161. **Kerux.** Touch the *Kerux* stack.
- 6.162. **Kerux.** In what Signs and Symbols do ye come?
- 6.163. **Hegemon.** Touch the *Hegemon/Aspirant* stack.
- 6.164. **Hegemon.** In the Letters Aleph, Mem and Shin, and in the symbols of the Banner and the Cross.
- 6.165. **Kerux.** Hold the Plate of Salt. Trace the symbol of Taurus the Bull on the *Hegemon/Aspirant* stack.



- 6.166. **Kerux.** In the Sign of the Head of the Ox, Child of the Elements, thou art purified. Pass thou on.
- 6.167. **Kerux.** Set the Plate of Salt aside. Place the Banner of the West between the Shin Portal Plaque and the Tav Portal Plaque (1B).
- 6.168. **Hegemon.** Take the *Hegemon/Aspirant* stack off of the Earth Tablet. Tap between the Pillars (3C). Place the two cards of the *Hegemon* stack [*Hegemon* Wand, *Hegemon* Lamen] to the outside of the White Pillar (3E). Place the Banner of the East on top of the Pentacle between the Tav Portal Plaque and the Qoph Portal Plaque. Place the Greek Cubical Cross on the Hierophant.
- 6.169. **Aspirant.** Place Zelator Sash between the Pillars (3C).
- 6.170. **Hiero.** Palm the Greek Cubical Cross.