

① = 10 IN THE PAPER TEMPLE

S.R.E.S.

ABSTRACT. The W.O.G.D. Neophyte deck, W.O.G.D. Elements deck and this ritual script allows a single magician to operate the W.O.G.D.① = 10 initiation in microcosm.

This document was compiled on Wednesday 15th February, 2017.

1. STACKING THE ZELATOR DECK

Create the ritual deck by facing a stack of 32 cards, 17 of which come from the Neophyte pack, marked with (N).

- | | |
|--------------------------------|---------------------------|
| (1) Zelator Part One Altar | (18) Hieres Sword (N) |
| (2) Zelator Part Two Altar | (19) Hieres Lamen (N) |
| (3) Generic Censer | (20) Hegemon Wand (N) |
| (4) Seven Branched Candlestick | (21) Hegemon Lamen (N) |
| (5) Table of Shewbread | (22) Dadauchos Censer (N) |
| (6) Flaming Sword | (23) Dadauchos Lamen (N) |
| (7) Tav Portal Plaque | (24) Stolistes Cup (N) |
| (8) Shin Portal Plaque | (25) Stolistes Lamen (N) |
| (9) Qoph Portal Plaque | (26) Kerux Staff (N) |
| (10) Illuminated Black Pillar | (27) Kerux Lamp (N) |
| (11) Illuminated White Pillar | (28) Kerux Lamen (N) |
| (12) Banner of the West (N) | (29) Blindfold (N) |
| (13) Banner of the East (N) | (30) Fylfot Cross |
| (14) Earth Tablet | (31) Neophyte Sash (N) |
| (15) Plate of Salt | (32) Zelator Sash |
| (16) Hierophant Wand (N) | |
| (17) Hierophant Lamen (N) | |

2. ARRANGING THE ZELATOR HALL

- 2.1. **Kerux.** Split the ritual deck at the Kerux Staff card. Set this stack of seven cards (Kerux Staff, Kerux Lamp, Kerux Lamen, Fylfot Cross, Blindfold, Neophyte Sash, Zelator Sash) at the close edge of the table (west) (7C).
- 2.2. **Kerux.** Create the Altar stack from the top six cards off the top of the ritual deck (part one altar; part two altar; censer and three diagrams). Place it in the centre of the workspace (4C).
- 2.3. **Kerux.** Place the Tav Portal Plaque at the top (east) (1C). Place the Shin Portal Plaque in the upper left (northeast) (1A). Place the Qoph Portal Plaque in the upper right (southeast) (1E).

- 2.4. **Kerux.** Place the Illuminated Black Pillar below and to the left of the Altar stack (5B). Place the Illuminated White Pillar below and to the right of the Altar stack (5D).
- 2.5. **Kerux.** Place the Banner of the West between the Shin Portal Plaque and the Tav Portal Plaque (1B). Place the Banner of the East between the Tav Portal Plaque and the Qoph Portal Plaque (1D).
- 2.6. **Kerux.** Stack the Earth Tablet and Plate of Salt and place to the left (north) (4A). Pick up the Kerux Lamens stack and place it underneath the ritual deck.
- 2.7. **Hiero.** Place the Hierophant Lamens below the Tav Portal Plaque (2C). Place the Hierophant Wand on top of the Hierophant Lamens squarely. Set the ritual deck in reserve.
3. CHARGING THE HALL
- 3.1. **Hiero.** Perform the Charging of the Hall from the $\textcircled{0} = \boxed{0}$ ritual.

4. ADMISSION OF THE OFFICERS

- 4.1. **Hiero.** Place the Hierophant Wand on top of the Hierophant Lamens (2C) in the active position. Knock once on the table.
- 4.2. **Hierus.** Har par krat. \$PasswOrd.
- 4.3. **Hierus.** Place the Hierus Sword and the Hierus Lamens in a stack face down below the Hierophant (3C). Make the Sign of the Enterer. Pick up the Hierus stack and tap it to the right (4E), tap it below the Altar (5C), then place it face up between the Altar and the Earth Tablet/Salt (4B) with the Sword on top. Make the Sign of Silence.
- 4.4. **Hiero.** Hold the Hierophant Wand and tap the Hierus stack.
- 4.5. **Hiero.** Welcome, Hierus.
- 4.6. **Hiero.** Place the Hierophant Wand on top of the Hierophant Lamens in the active position. Knock once on the table.
- 4.7. **Hegemon.** Har par krat. \$PasswOrd.
- 4.8. **Hegemon.** Place the Hegemon Wand and the Hegemon Lamens in a stack face down below the Hierophant (3C). Make the Sign of the Enterer. Turn the stack upright and place it to the right of the Altar (4D) with the Wand on top. Make the Sign of Silence.
- 4.9. **Hiero.** Hold the Hierophant Wand and tap the Hegemon stack.
- 4.10. **Hiero.** Welcome, Hegemon.
- 4.11. **Hiero.** Place the Hierophant Wand on top of the Hierophant Lamens in the active position. Knock once on the table.
- 4.12. **Dadauchos.** Har par krat. \$PasswOrd.

9.34. **Hiero.** Hold the Hierophant Wand.

9.35. **Hiero.** In the Name of ADONAI MELEKH, I declare this Temple closed in the Grade of Zelator.

10. LICENSE TO DEPART

10.1. **Hiero.** Perform the appropriate License to Depart based on the Charging of the Hall. Release the circle.

11. COLLECT THE CARDS

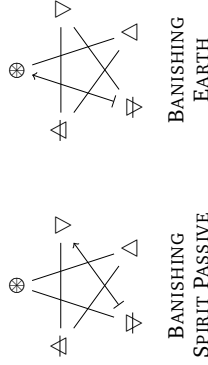
11.1. **Hiero.** Place the Hierophant Wand onto the Hierophant Lamens squarely. Pick up the Hierophant stack and collect these officers underneath it in the following order: Hierus, Hegemon, Dadauchos, Stolistes, Kerux. Set that stack face up and place on top of it the Banner of the East, Banner of the West, Illuminated White Pillar, Illuminated Black Pillar. Set the remaining cards aside.

EXPAND OUR HEARTS,
 UNBIND AND UPRaise OUR MINDS,
 ENLARGE OUR NATURES.
 O STABILITY AND MOTION!
 O DARKNESS VEILED IN BRILLIANCE!
 O DAY CLOTHED IN NIGHT!
 O MASTER WHO NEVER DOST WITHOLD THE WAGES OF THY WORK-
 MEN!
 O SILVER WHITENESS! O GOLDEN SPLENDOR!
 O CROWN OF LIVING AND HARMONIOUS DIAMOND!
 THOU WHO WEAREST THE HEAVENS ON THY FINGER LIKE A RING OF
 SAPPHIRE!
 THOU WHO HIDEST BENEATH THE EARTH IN THE KINGDOM OF GEMS,
 THE MARVELLOUS SEED OF THE STARS!
 LIVE, REIGN AND BE THOU THE ETERNAL DISPENSER OF THE TREA-
 SURES WHEREOF THOU HAST MADE US THE WARDENS.

9.23. **Hiero.** Hold the Hierophant Wand.

9.24. **Hiero.** Depart ye in peace unto your abodes. May the blessing of the Spirit of the Universe be upon you.

9.25. **Hiero.** Make banishing pentagrams of Spirit Passive and Earth.



9.26. **Hiero.** Be there peace between us and you, and be ye ready to come when ye are called.

9.27. **Hiero.** Pick up the Hierophant stack, rotate it 90 degrees and place it below the Tav Portal Plaque and above the Stolistes (2C).

9.28. **Kerux.** Rotate the Kerux stack 90 degrees deosil in place.

9.29. **Aspirant.** Rotate the Aspirant stack 90 degrees deosil in place.

9.30. **Dadauchos.** Pick up the Dadauchos stack, turn it 90 degrees deosil and place it above the White Pillar (4D).

9.31. **Stolistes.** Pick up the Stolistes stack, turn it 90 degrees deosil and place it above the Black Pillar (4B).

9.32. **Hegemon.** Pick up the Hegemon stack, turn it 90 degrees deosil and place it between the Pillars (5C).

9.33. **Hiereus.** Pick up the Hieres stack, tap it on the Stolistes. Rotate it 90 degrees deosil and place it below the Hegemon (6C).

4.13. **Dadauchos.** Place the Dadauchos Censer and the Dadauchos Lamens in a stack face down below the Hierophant (3C). Make the Sign of the Enterer. Turn the stack face up, tap to the right of the Hegemon (4E), then place the stack below the White Pillar (6D) with the Censer on top. Make the Sign of Silence.

4.14. **Hiero.** Hold the Hierophant Wand and tap the Dadauchos stack.

4.15. **Hiero.** Welcome, Dadauchos.

4.16. **Hiero.** Place the Hierophant Wand on top of the Hierophant Lamens in the active position. Knock once on the table.

4.17. **Stolistes.** Har par krat. \$PasswOrd.

4.18. **Stolistes.** Place the Stolistes Cup and the Stolistes Lamens in a stack face down below the Hierophant (3C). Make the Sign of the Enterer. Turn the stack face up, tap to the right of the Hegemon (4E), tap to the left of the Dadauchos (6C), then place the stack below the Black Pillar (6B) with the Cup on top. Make the Sign of Silence.

4.19. **Hiero.** Hold the Hierophant Wand and tap the Stolistes stack.

4.20. **Hiero.** Welcome, Stolistes.

4.21. **Hiero.** Place the Hierophant Wand on top of the Hierophant Lamens in the active position. Knock once on the table.

4.22. **Kerux.** Har par krat. \$PasswOrd.

4.23. **Kerux.** Place the Kerux Staff, Kerux Lamp and the Kerux Lamens in a stack face down below the Hierophant (3C). Make the Sign of the Enterer. Turn the stack face up. Tap it to the right of the Hegemon (4E) and then place it between the Stolistes and Dadauchos (6C) with the Staff on top. Make the Sign of Silence.

4.24. **Hiero.** Hold the Hierophant Wand and tap the Kerux stack.

4.25. **Hiero.** Welcome, Kerux.

4.26. **Hiero.** Place the Hierophant Wand onto the Hierophant Lamens in the active position.

4.27. **Hiero.** Knock once on the table. Make the Sign of the Enterer. Make the Sign of Silence.

5. OPENING

5.1. **Hiero.** Hold the Hierophant Wand.

5.2. **Hiero.** Colleague of the Temple of Buer of the Witches' Order of the Golden Dawn, please assist me in opening the Temple in the Grade of Zelator.

5.3. **Hiero.** Tap the Kerux stack.

5.4. **Hiero.** Honoured Kerux, please see that the Temple is properly guarded.

5.5. **Hiero.** Place the Hierophant Wand onto the Hierophant Lamens in the active position.

5.6. **Kerux.** Hold the Kerux Staff. Tap the Banner of the West and then the Banner of the East.

- 5.7. **Kerux.** The Temple is properly guarded.
- 5.8. **Kerux.** Place the Kerux Staff squarely on top of the Kerux stack.
- 5.9. **Hiero.** Hold the Hierophant Wand. Tap the Hiererus stack.
- 5.10. **Hiero.** Honoured Hiererus, please ask those present to demonstrate their knowledge of the Sign of this Grade.
- 5.11. **Hiero.** Place the Hierophant Wand onto the Hierophant Lamen in the active position.
- 5.12. **Hiererus.** Hold the Hiererus Sword.
- 5.13. **Hiererus.** Please give the Sign of Zelator if you are so honoured.
- 5.14. **Hiererus.** Make the Sign of Zelator by extending the right arm out with the Hiererus Sword held up at a 45 degree angle. Tap all officer stacks in the following order: Kerux, Dadauchos, Stolistes, Hegemon, the Hiererus Lamen and the Hierophant.
- 5.15. **Hiererus.** Very Honoured Hierophant, we recognize those of Zelator now present.
- 5.16. **Hiererus.** Tap the Hierophant stack a second time. Place the Hiererus Sword onto the Hiererus Lamen squarely.
- 5.17. **Hiero.** Hold the Hierophant Wand. Give the Sign of the Zelator: Tap the Dadauchos, Stolistes and Kerux stacks in that order.
- 5.18. **Hiero.** Purify and consecrate the Temple with Water and with Fire.
- 5.19. **Hiero.** Place the Hierophant Wand onto the Hierophant Lamen in the active position.
- 5.20. **Kerux.** Slide the Kerux stack upward between the Pillars (5C). Make the Sign of the Zelator:
- 5.21. **Stolistes.** Slide the Stolistes stack upward and to the left of the Black Pillar (5A). Make the Sign of the Zelator:
- 5.22. **Dadauchos.** Slide the Dadauchos stack upward and to the right of the White Pillar (5E). Make the Sign of the Zelator: Palm the Dadachos Censer: Raise it above the head, lower it below the solar plexus. Move it to the left at shoulder height. Move it to the right at shoulder height. Hold it centred above the heart.
- 5.23. **Dadauchos.** I consecrate with fire.
- 5.24. **Dadauchos.** Place the Dadauchos Censer on top of the Dadauchos Lamen.
- 5.25. **Stolistes.** Palm the Stolistes Cup. Raise it above the head, lower it below the solar plexus. Move it to the right at shoulder height. Move it to the left at shoulder height. Hold it centred above the heart.
- 5.26. **Stolistes.** I purify with water:
- 5.27. **Stolistes.** Place the Stolistes Cup on top of the Stolistes Lamen.
- 5.28. **Kerux.** Hold the Kerux Staff in the right hand. Palm the Kerux Lamp in the left hand.

- 9.10. **Hiero.** Touch the Hierophant Wand.
- 9.11. **Hiero.** Let us adore the Spirit of Earth.
- 9.12. **Hiero.**
SPIRIT OF THE UNIVERSE,
UNTO THEE BE THE KINGDOM AND THE POWER AND THE GLORY.
MALKUTH, GEBURAH, GEDULAH,
THE ROSE OF SHARON AND THE LILY OF THE VALLEY,
AMEN.
- 9.13. **Hiero.** Make the Sign of the Zelator:
- 9.14. **Hiererus.** Pick up the Hiererus stack, tap it on the Stolistes. Rotate it 90 degrees widdershins and place it to the right of the Shewbread Diagram (3B).
- 9.15. **Hegemon.** Pick up the Hegemon stack, turn it 90 degrees widdershins and place it below the Black Pillar; to the right of the Zelator Sash (6B).
- 9.16. **Stolistes.** Pick up the Stolistes stack, turn it 90 degrees widdershins and place it to the right of the Hiererus, above the Altar (3C).
- 9.17. **Dadauchos.** Pick up the Dadauchos stack, turn it 90 degrees widdershins and place it to the right of the Hegemon (6C).
- 9.18. **Aspirant.** Rotate the Aspirant stack 90 degrees widdershins in place.
- 9.19. **Kerux.** Rotate the Kerux stack 90 degrees widdershins in place.
- 9.20. **Hiero.** Pick up the Hierophant stack, turn it 90 degrees widdershins and place it to the right of the Earth Tablet (4B), between the Hiererus and the Black Pillar, such that the tip of the Hierophant Wand points directly at the Tablet of the North. Touch the Hierophant stack
- 9.21. **Hiero.** Let us rehearse the Prayer of the Gnomes, or Earth Spirits.
- 9.22. **All**
O INVISIBLE KING,
WHO, TAKING THE EARTH FOR FOUNDATION,
DIDST HOLLOW ITS DEPTHS TO FILL THEM WITH THY ALMIGHTY
POWER.
THOU WHOSE NAME SHAKETH THE ARCHES OF THE WORLD,
THOU WHO CAUSEST THE SEVEN METALS TO FLOW IN THE VEINS OF
THE ROCKS,
KING OF THE SEVEN LIGHTS,
REWARDER OF THE SUBTERRANEAN WORKERS, LEAD US INTO THE
DESIRABLE AIR AND INTO THE REALM OF SPLENDOUR.
WE WATCH AND WE LABOUR UNCEASINGLY,
WE SEEK AND WE HOPE,
BY THE 12 STONES OF THE HOLY CITY,
BY THE BURIED TALISMANS,
BY THE AXIS OF THE LODESTONE WHICH PASSES THROUGH THE CEN-
TRE OF THE EARTH,
HAVE PITY ON THOSE WHO SUFFER.

7.44. **Hiero.** *Touch the Hierophant stack.*

7.45. **Hiero.** In the Zelator Grade, the symbolism of the 10th Sephirah Malkuth is especially shown, as well as the 10th Path of the Sepher Yetzirah. Among other Mystical Titles, Malkuth is called Shaar, the Gate, which by metathesis becomes Ashur, meaning the number 10. Also in Chaldee it is called Thraa, the Gates, which has the same number as the great name ADONAI. Written in full: Aleph, Daleth, Nun, Yod, which both equal 671 in total numeration. It is also called the "Gate of Death," "The Gate of Tears," and the "Gate of Justice," the "Gate of Prayer," and "The Gate of the Daughter of the Mighty Ones." It is also called "The Gate of the Garden," and the Inferior Mother. The 10th Path of the Sepher Yetzirah which answered to Malkuth is called "The Resplendent Intelligence," because it exalts above every head and sitteth upon the Throne of Binah. It illuminateth the Splendour of all the Lights (the Zohar Me-Ouroth) and causeth the current of the Divine Influx to descend from the Prince of Countenances, the Great Archangel Metatron.

Collega (*\$motto*), before advancement to the next Grade of $\textcircled{2} = \boxed{9}$, remember to pray, read, read, read, read, read again, work and examine that which you shall find.

8. SIGNING OF THE REGISTER

8.1. **Hiero.** *Tap the Kerux stack.*

8.2. **Hiero.** Honoured Kerux, please prepare the Register to formally record the advancement.

8.3. **Hiero.** *Place the Hierophant Wand onto the Hierophant Lamens in the active position.*

8.4. **All.** *The register is signed.*

8.5. **Kerux.** *Touch the Kerux stack.*

8.6. **Kerux.** The Register has been signed!

9. CLOSING

9.1. **All.** *Make the Sign of Zelator.*

9.2. **Hiero.** *Hold the Hierophant Wand.*

9.3. **Hiero.** Collegae, please assist me to close this Temple in the $\textcircled{1} = \boxed{10}$ Grade of Zelator.

9.4. **Hiero.** *Tap the Kerux stack.*

9.5. **Hiero.** Honoured Kerux, please see that the Temple is properly guarded.

9.6. **Hiero.** *Place the Hierophant Wand down on the Hierophant Lamens in the active position.*

9.7. **Kerux.** *Take the Kerux Staff out from between the Kerux Lamp and the Kerux Lamens. Tap the Banner of the West and the Banner of the East.*

9.8. **Kerux.** Very Honoured Hierophant, the Temple is properly guarded.

9.9. **Kerux.** *Make the Sign of the Zelator. Place the Kerux Staff into the Kerux stack between the Lamp and Lamens.*

5.29. **Kerux.** The Temple is cleansed.

5.30. **Kerux.** *Place the Kerux Staff and Kerux Lamp on top of the Kerux Lamens with the Lamp on top. Pick up the Kerux stack. Tap it below the Black Pillar (6B), on the Stolistes, on the Hierews, then place it face down below the Hierophant (3C). Make the Sign of the Enterer. Pick up the Kerux stack and tap it to the right of the Hegemon (4E), below the White Pillar (6D) and then place it on the centre line below the pillars (6C) with the Kerux Lamp on top. Make the Sign of Silence.*

5.31. **Stolistes.** *Pick up the Stolistes stack. Tap it on the Hierews, then place it face down below the Hierophant (3C). Make the Sign of the Enterer. Pick up the Stolistes stack and tap it to the right of the Hegemon (4E), below the White Pillar (6D), below the Kerux (7C), then place it below the Black Pillar (6B) with the Stolistes Cup on top. Make the Sign of Silence.*

5.32. **Dadauchos.** *Pick up the Dadauchos stack. Tap it below the Kerux (7C), to the left of the Black Pillar (5A), on the Hierews and then place it face down below the Hierophant (3C). Make the Sign of the Enterer. Pick up the Dadauchos stack and tap it to the right of the Hegemon (4E), then place it below the White Pillar (6D) with the Dadauchos Censer on top. Make the Sign of Silence.*

5.33. **Hiero.** *Hold the Hierophant Wand.*

5.34. **Hiero.** Let the Element of this Grade be named that it may be awakened in the Spheres of those present and in the Sphere of this Order – for by Names and Images are all Powers Awakened and Re-Awakened.

5.35. **Hiero.** *Tap the Hegemon stack. Place the Hierophant Wand onto the Hierophant Lamens in the active position.*

5.36. **Hegemon.** *Hold the Hegemon Wand. Tap the Earth Tablet.*

5.37. **Hegemon.** The Element of Earth.

5.38. **Hegemon.** *Place the Hegemon Wand onto the Hegemon Lamens squarely.*

5.39. **Hiero.** *Knock once on the table. Hold the Hierophant Wand.*

5.40. **Hiero.** Let us adore the Spirit of Earth.

5.41. **Hiero.**

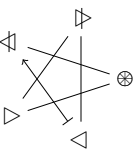
SPIRIT OF THE UNIVERSE,
UNTO THEE BE THE KINGDOM AND THE POWER AND THE GLORY.
MALKUTH, GEBURAH, GEDULAH.
THE ROSE OF SHARON AND THE LILY OF THE VALLEY,
AMEN.

5.42. **Hiero.** *Give the Sign of Zelator.*

5.43. **Hiero.** *Place the Hierophant Wand onto the Hierophant Lamens in the active position.*

5.44. **Hierews.** *Slide the Hierews stack to be above the Earth Tablet (3A), rotating it 90 degrees widdershins such that the top edge of the stack is pointed toward the left edge of the table (north).*

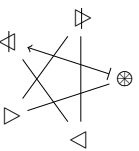
- 5.45. **Hegemon.** Pick up the Hegemon stack. Tap it to the right of the White Pillar (SE) then below the Kerux (7C). Place the Hegemon stack below the Earth Tablet (5A), rotating it 90 degrees widdershins such that the top edge of the stack is pointed toward the left edge of the table (north).
- 5.46. **Dadauchos.** Pick up the Dadauchos stack and tap it below the Kerux (7C) then below the Earth Tablet and the Altar (4B). Place the Dadauchos stack to the right of the Hierus stack (3B), rotating it 90 degrees widdershins.
- 5.47. **Stolistes.** Rotate the Stolistes stack 90 degrees widdershins in place.
- 5.48. **Kerux.** Rotate the Kerux stack 90 degrees widdershins in place.
- 5.49. **Hiero.** Pick up the Hierophant stack. Tap it to the right of the Altar (4D), then below the Kerux (7C). Place the Hierophant Lamens down between the Earth Tablet and the Altar (4B), rotated 90 degrees widdershins such that the top of the Lamens is adjacent to the Earth Tablet. Place the Hierophant Wand on the Hierophant Lamens in the active position, with the tip of the Wand pointed at the Earth Tablet.
- 5.50. **Hiero.** Take the Plate of Salt card out from under the Earth Tablet. Palm the Plate of Salt.
- 5.51. **Hiero.** Let the Earth Adore the Spirit of the Universe!
- 5.52. **Hiero.** Place the Plate of Salt back underneath the Earth Tablet. Hold the Hierophant Wand.
- 5.53. **Hiero.** Make the Invoking Pentagram of Spirit Passive over the Tablet while vibrating:



INVOKING
SPIRIT PASSIVE

- 5.54. **Hiero.** NANTA.
(En-ah-en-tah.)

- 5.55. **Hiero.** Pick up the Hierus Sword and put the Hierophant Wand down onto the Hierus Lamens in the active position, tip facing to the left (north). Hold the Hierus Sword and make the Invoking Pentagram of Earth...



INVOKING
EARTH

The Fire produced the Heavens, the Water the Earth, and Air is the reconciler between them. In the year, they bring forth the hot, the cold and the temperate seasons, and in humanity, they are imagined in the head, the chest and the trunk.

I now confer upon you the Mystic Title of Periklynum de Faustis, which signifies that on this Earth you are atop a small hill in a wilderness, far from the Garden of the Happy.

And I give you the symbol of Aretz which is the Hebrew name for Earth, to which the ① = 10 Grade of Zelator is referred. The word Zelator is derived from the ancient Egyptian Zartator, signifying "Searcher of Athor," Goddess of Nature; but others assign it to the meaning of the zealous student whose first duty was to blow the Athanor of Fire which heated the Crucible of the Alchemist.

7.35. **Hiero.** Receive now the Secrets of this Grade. The step is thus given – 6 by 6 – showing you have passed the threshold. The Sign is given by raising the right hand to the angle of 45°. It is the position in which the Hierophant interposed for you between the Hierus and the Hegemon. The Token is given by grasping fingers, the thumb touching thumb to form a triangle. It refers to the Ten Sephiroth.

The Word is ADONAI-HA-ARETZ, meaning Lord of the Earth, to which Element this Grade is allotted. The Mystic Number is 55, and from it is formed the password Nun-Heh. It means Ornament, and when given is lettered separately.

The Badge of this Grade, which you are now entitled to wear, is the sash of the Zelator. It extends the sash of the Neophyte with a narrow white border and then adds a red cross within the Triangle. On either side of the triangle are the number 1 within a circle and the number 10 within a square.

7.36. **Hiero.** Place the Hierophant Wand onto the Hierophant Lamens in the active position.

7.37. **Hegemon.** Remove the Neophyte Sash from the Aspirant stack and set it aside.

7.38. **Kerux.** Touch the Kerux stack then slide the Zelator Sash from between the Hierus and Hegemon to left such that it is placed above the Kerux stack (6A).

7.39. **Hiero.** Touch the Hierophant stack.

7.40. **Hiero.** Honoured Kerux, please declare that our Collega has been duly advanced to the ① = 10 Grade of Zelator.

7.41. **Kerux.** Pick up the Kerux stack. Tap it on the Stolistes. Put the Kerux Lamens down above the Stolistes (3B). Palm the Kerux Lamp in the left hand. Hold the Kerux Staff in the right hand.

7.42. **Kerux.** In the name of ADONAI MELEKI, and by command of the Very Honoured Hierophant, here ye that I proclaim that Collega (Snotho) has been duly admitted to the ① = 10 Grade of Zelator, and that they have obtained the Mystic Title of Periklynum de Faustis and the symbol of Aretz.

7.43. **Kerux.** Put the Kerux Staff and Kerux Lamp onto the Kerux Lamens. Pick up the Kerux stack and place it face down below the Hierophant. Make the Sign of the Enterer. Pick up the Kerux stack and tap it on the Dadauchos, then tap between the Hierus and the Hegemon (6C). Place the Kerux stack down in the lower left corner (northwest) (7A), below the Zelator Sash. Make the Sign of Silence.

Within each circle is a triangle to represent the Threefold Creative Idea operating in all things. On the right hand side of each is the Hebrew Name of the Angel who governs the Planet; on the left side is the Hebrew Name of the Sphere of the Planet itself; while the Hebrew letter beneath the base is one of the duplicated letters of the Hebrew Alphabet which refer to the Seven Planets.

The Seven Double Letters of the Hebrew Alphabet have each two sounds associated with them, one hard, one soft. They are called "double," because each letter represents a contrary or permutation, thus: Life and Death, Peace and War, Wisdom and Folly, Riches and Poverty, Grace and Indignity, Fertility and Solitude, Power and Servitude. These seven letters point out 7 localities: Zenith, Nadir, East, West, North, South and the Place of Holiness in the midst sustaining all things. The Archetypal Creator designed, produced, combined and formed with them the Planets of the Universe, the Days of the Week, and in Humanity, the Gates of the Soul. The Spirit of the Universe has loved and blessed the number 7 more than all things under its throne. The powers of these seven letters are also shown forth in the seven Palaces of Assiah, and the Seven Stars of that vision are the 7 Archangels who rule them.

7.30. Hierews. Pick up the Hierews/Aspirant stack. Place the Aspirant stack below the Hegemon (6C). Place the Hierews stack below the Aspirant stack (7C).

7.31. Hiero. Hold the Hierophant Wand. Take the Generic Censer out from under the Altar stack. Holding both tools together, make the Sign of the Cross (up, down, left, right), then make an invoking fire triangle (centre top, bottom right, bottom left, centre top). Set the Generic Censer aside. Hold the Hierophant Wand and tap the Altar:

7.32. Hiero. Before the Veil of the Holy of Holies, stood the Altar of Incense, of which this Altar is an image. It was of the form of a double cube, thus representing material form as a reflection and duplication of that which is Spiritual. The sides of the Altar, together with the top and bottom, consist of ten squares, thus symbolising the Ten Sephiroth of which the base alone is Malkuth, the realisation of the rest upon the material plane, behind which the others are concealed. For were this double cube raised in the air immediately above your head, you would but see the single square forming the lowest side, the others from their position being concealed from you. Just so, behind the Material Universe lies the concealed form of the majesty of the Spirit of the Universe.

The Altar of Incense was overlaid with gold to represent the highest degree of purity, but the Altar before you is black to represent the terrestrial Earth. Learn then, to separate the pure from the impure, and refine the Gold of the Spirit from the Black Dragon, the corruptible body.

Upon the Cubical Altar were Fire, Water and Incense, the Three Mother Letters of the Hebrew alphabet: Aleph, Mem and Shin.

7.33. Hiero. Tap the Altar on the cup, the candle and the incense.

7.34. Hiero. Mem is silent, Shin is sibilant and Aleph is the tongue of balance between these contraries in equilibrium, reconciling and mediating between them. In this is a great Mystery, very admirable and recondite.

5.56. Hiero. ...with the Sign of the Ox in the centre, while saying:



5.57. Hiero. In the name of URIEL, the Great Archangel of Earth, and by the Sign of the Head of the Ox – Spirits of Earth, adore the Spirit of the Universe!

5.58. Hiero. Pick up the Hierophant Wand from the Hierews Lamens and replace the Hierews Sword squarely onto Hierews Lamens. Pick up the Hegemon Wand and put the Hierophant Wand down onto the Hegemon Lamens in the active position, tip facing to the left (north). Hold the Hegemon Wand and make a cross in the air, saying:

5.59. Hiero. In the Names and Letters of the Great Northern Quadrangle, Spirits of Earth, adore the Spirit of the Universe!

5.60. Hiero. Pick up the Hierophant Wand from the Hegemon Lamens and replace the Hegemon Wand squarely onto the Hegemon Lamens. Pick up the Stolistes Cup and put the Hierophant Wand down onto the Stolistes Lamens in the active position, tip facing to the left (north). Palm the Stolistes Cup and make a cross while saying:

5.61. Hiero. By the Three Great Secret Names, borne upon the Banners of the North –

5.62. Hiero. Make an invoking water triangle (bottom centre, upper left, upper right, bottom centre) while vibrating:

5.63. Hiero. MOR DIAL HCTGA
(Eee-mor dee-ahl heck-tay-gah)

5.64. Hiero. – Spirits of Earth, adore the Spirit of the Universe!

5.65. Hiero. Pick up the Hierophant Wand and replace the Stolistes Cup onto the Stolistes Lamens. Pick up the Dadauchos Censer and put the Hierophant Wand down onto the Dadauchos Lamens in the active position, tip facing to the left (north). Palm the Dadauchos Censer and make a cross while saying:

5.66. Hiero. In the Name of the Great King of the North,

5.67. Hiero. Make an invoking fire triangle (upper centre, lower right, lower left, upper centre) while vibrating:

5.68. Hiero. IC ZOD HEH CHAL
(Ik zohd hey chal)

5.69. Hiero. – Spirits of Earth adore the Spirit of the Universe!

5.70. Hiero. Pick up the Hierophant Wand and replace the Dadauchos Censer onto the Dadauchos Lamens. Hold the Hierophant Wand.

5.71. Hiero. By these Holy Names from the Great Northern Quadrangle of Earth, I Call and Invoke the Spirits and Powers of Earth.

Be with us and aid us in our working!
Be here now!

- 7.6. **Hiero.** *Touch the Hierophant stack.*
- 7.7. **Hiero.** Honoured Kerux, please admit the Aspirant.
- 7.8. **Kerux.** *Move the Kerux stack to the right (7E).*
- 7.9. **Aspirant.** *Knock on the table 10 times: ////, ////, ////, ////.*
- 7.10. **Kerux.** *Put the Aspirant stack (Neophyte Sash, Zelator Sash) underneath the Kerux stack.*
- 7.11. **Hiero.** *Touch the Hierophant Wand.*
- 7.12. **Hiero.** *Collega (\$motto), as in the Grade of Neophyte, you came out of the World to the Gateway of Occult Knowledge, so in this Grade you pass through the Gateway and come into the Holy Place. You are now in the Court of the Tabernacle, where stood the Altar of Burnt Offering, whereon was offered the Sacrifices of animals, which symbolised the Qlippoth or Evil Spirits who inhabit the plane contiguous to and below the Material Universe.*
- 7.13. **Dadauchos.** *Palm the Dadauchos censer. Raise it above the head, bring it below the solar plexus, move it to the left at shoulder level, then move it to the right. Hold the Dadauchos censer and tap the Kerux/Aspirant stack in the form of an invoking Fire triangle (centre of the upper edge, lower right corner, lower left corner, centre of the upper edge). Place the Dadauchos Censer on top of the Dadauchos Lamen.*
- 7.14. **Hiero.** *Touch the Hierophant Wand.*
- 7.15. **Hiero.** *Between the Altar and the Entrance into the Holy Place, stood the Laver of Brass wherein the priests washed before entering the Tabernacle. It was the symbol of the Waters of Creation.*
- 7.16. **Stolistes.** *Palm the Stolistes Cup. Raise it above the head, bring it below the solar plexus, move it to the right at shoulder level, then move it to the left. Hold the Stolistes Cup and tap the Kerux/Aspirant stack in the form of an invoking Water triangle (lower centre, upper left, upper right, lower centre). Place the Stolistes Cup onto the Stolistes Lamen.*
- 7.17. **Hiero.** *Touch the Hierophant Wand.*
- 7.18. **Hiero.** *Having made offering at the Altar of Burnt Sacrifice, and having been cleansed at the Laver of Brass, the Priest then entered the Holy Place.*
- 7.19. **Kerux.** *Place the Kerux/Aspirant stack directly below the Hierus/Hegemon stack (6C).*
- 7.20. **Hegemon.** *Touch the Heirus/Hegemon stack.*
- 7.21. **Hegemon.** *Thou canst not enter the Holy Place, unless thou canst give the Sign and Grip of the Neophyte.*
- 7.22. **Aspirant.** *Take a moment to clearly visualize giving the Grip and Sign.*
- 7.23. **Hierus.** *Pick up the two Hierus cards from the Hierus/Hegemon stack and place them below the Kerux/Aspirant stack, rotated 180 degrees (upright) (7C).*

6. ADVANCEMENT – PART 1

- 6.1. **Hiero.** *Hold the Hierophant Wand.*
- 6.2. **Hiero.** *Collegae of the Temple of Buer of the Witches' Order of the Golden Dawn, I hereby declare permission for the Aspirant (\$motto) to be advanced to the Grade of Zelator.*
- 6.3. **Hiero.** *Tap the Hegemon stack.*
- 6.4. **Hiero.** *Honoured Hegemon, please prepare the Aspirant.*
- 6.5. **Hiero.** *Place the Hierophant Wand onto the Hierophant Lamen in the active position.*
- 6.6. **Hegemon.** *Pick up the Hegemon stack. Tap it to the right of the White Pillar (5E), then in the lower right (southwest) corner (7E).*
- 6.7. **Aspirant.** *The Aspirant stack is built with three cards: the Blindfold, the Fyrfot Cross and the Neophyte Sash. The Zelator Sash remains in reserve until Part 2.*
- 6.8. **Hegemon.** *Place the Aspirant stack underneath the Hegemon stack. Knock on the table 10 times: ////, ////, ////, ////. Place the Hegemon/Aspirant stack at the bottom right (southwest) corner of the table (7E).*
- 6.9. **Aspirant.** *Touch the Aspirant/Hegemon stack.*
- 6.10. **Aspirant.** *Let me enter the Portal of Wisdom!*
- 6.11. **Kerux.** *Touch the Kerux stack.*
- 6.12. **Kerux.** *I will!*
- 6.13. **Hiero.** *Touch the Hierophant stack.*
- 6.14. **Hiero.** *Except the Spirit of the Universe build the house, their labour is but lost that build it. Except the Spirit of the Universe keep the city, the watchman waketh in vain.
Collega Neophyte, by what aid dost thou seek admission to the $\textcircled{1}$ = 10 Grade of Zelator of the Witches' Order of the Golden Dawn?*
- 6.15. **Hegemon.** *Touch the Hegemon/Aspirant stack.*
- 6.16. **Hegemon.** *(on behalf of the Aspirant)
By the guidance of the Spirit of the Universe;
By the possession of the necessary knowledge;
By the dispensation of the Greatly Honoured Chiefs of the Second Order;
By the Signs and Tokens of the $\textcircled{1}$ = 10 Grade;
And by the Symbol of the Hermetic Cross.*
- 6.17. **Hiero.** *Touch the Hierophant stack.*
- 6.18. **Hiero.** *Collega Neophyte, please give the step and signs of the Neophyte.*
- 6.19. **Aspirant.** *Visualize the step, then make the Sign of the Enterer and the Sign of Silence.*

- 6.20. **Kerux.** Slide the Kerux stack down (west) to be even with the Hegemon/Aspirant stack (7C). Maintain touch on the Kerux stack.
- 6.21. **Kerux.** Give me the grip of the Neophyte.
- 6.22. **Aspirant.** Visualize the Neophyte grip.
- 6.23. **Kerux.** Give me the password.
- 6.24. **Aspirant.** Har Par Krat.
- 6.25. **Kerux.** Hold the Kerux Staff, make the Sign of the Zelator and tap the Hierophant stack.
- 6.26. **Kerux.** Very Honoured Hierophant, I have received the Grip and Password.
- 6.27. **Kerux.** Insert the Kerux Staff into the Kerux stack between the Lamp and Lamen.
- 6.28. **Hiero.** Touch the Hierophant stack.
- 6.29. **Hiero.** Honoured Hegemon, please lead the Neophyte to the West and set them between the Pillars, facing East.
- 6.30. **Hegemon.** Pick up the Hegemon/Aspirant stack. Place the Aspirant stack directly below the Altar (5C) (Blindfold, Fyflot Cross, Neophyte Sash). Place the Hegemon stack below the Aspirant stack (6C).
- 6.31. **Hiero.** Touch the Hierophant stack.
- 6.32. **Hiero.** Collega (\$notro), will you pledge yourself to maintain the same sanctity regarding the Mysteries of this Grade as you are pledged to maintain regarding those of the 0 = 0 Grade?
- 6.33. **Aspirant.** Touch the Aspirant stack.
- 6.34. **Aspirant.** I will.
- 6.35. **Hiero.** Touch the Hierophant stack.
- 6.36. **Hiero.** Then you will kneel on both your knees, lay your right hand on the ground and repeat after me:
“I swear by the Earth whereon I kneel.”
- 6.37. **Aspirant.** Touch the Aspirant stack. Visualize kneeling with the right hand pressed against the floor.
- 6.38. **Aspirant.** I swear by the Earth whereon I kneel.
- 6.39. **Hiero.** Touch the Hierophant stack.
- 6.40. **Hiero.** Let the symbol of blindness be removed.
- 6.41. **Hegemon.** Remove the Blindfold card and set it aside. Pick up the Hegemon stack. Tap it on the Stolists then on the Hierus. Place it face down below the Hierophant (3C). Make the Sign of the Enterer. Pick up the Hegemon stack and place it to the right of the Altar (4D). Make the Sign of Silence.
- 6.42. **Kerux.** Take the Plate of Salt card off of the Earth Tablet and put it on top of the Aspirant stack.

- 6.112. **Hiero.** This Grade is especially referred to the Element of Earth, and therefore, one of its principal emblems is the Great Watchtower or Terrestrial Tablet of the North. It is the Third or Great Northern Quadrangle or Earth Tablet, and is one of the four Great Tablets of the Elements said to have been given to Enoch by the Great Angel Ave. It is divided within itself into four lesser angles. The mystic letters upon it form various Divine and Angelic Names, in what our tradition calls the Angelic secret language. From it are drawn the Three Holy Secret Names of the Spirit of the Universe: MOR DIAL HCTGA (*Eee-mor dee-dih heck-ty-gah*) which are borne upon the Banners of the North, and there are also numberless names of other Angels, Archangels and Spirits ruling the Element of Earth.
- 6.113. **Hiero.** Place the Hierophant Wand onto the Hierophant Lamen in the active position.
- 6.114. **Kerux.** Pick up the Kerux/Fyflot Cross stack. Tap it on the Stolists and then the Hierus. Place the Fyflot Cross on top of the Hierophant stack. Place the Kerux stack face down below the Hierophant (3C). Make the Sign of the Enterer. Pick up the Kerux stack and tap it on the Hegemon then on the Dadauchos. Place the Kerux stack between the Stolists and the Dadauchos (5C). Make the Sign of Silence.
- 6.115. **Hiero.** Touch the Fyflot Cross/Hierophant stack.
- 6.116. **Hiero.** The Hermetic Cross, which is also called the Fyflot, Hammer of Thor, and the Swastika, is formed of 17 Squares out of a square of 25 lesser squares. These 17 represent the Sun, the Four Elements, and the 12 Signs of the Zodiac. In this Grade, the lights on the Pillars are unshaded, showing that you have quit the Darkness of the outer world.
You will now leave the Temple for a short time.
- 6.117. **Kerux.** Set the Fyflot Cross aside. Pick up the Kerux stack. Put it on top of the Neophyte Sash, the sole remaining card of the Aspirant stack. Pick up the Kerux/Aspirant stack and tap it in the lower right (southwest) corner (7E). Set the Neophyte Sash in reserve. Tap the Kerux stack in the lower right (southwest) corner (7E), then place it between the Stolists and Dadauchos (6C).
7. ADVANCEMENT – PART 2
- 7.1. **Hegemon.** Place the Hegemon stack between the Pillars (5C).
- 7.2. **Hierus.** Place the Hierus stack on top of the Hegemon stack, rotated 180 degrees.
- 7.3. **Stolists.** Place the Stolists stack above the Black Pillar; between the Earth Tablet and the Altar (4B).
- 7.4. **Dadauchos.** Place the Dadauchos stack to the right of the Altar; above the White Pillar (4D).
- 7.5. **Kerux.** Move the Kerux stack to the lower left (northwest) corner (7A). Take the Table of Shewbread out from the bottom of the Altar stack and place it above and to the left of the Stolists, above the Earth Tablet (3A). Take the Seven Branched Candlestick out from the bottom of the Altar stack and place it above and to the right of the Dadauchos (3E). Set the Zelator Part One Altar aside.

- 6.93. **Hiero.** The three Portals facing you in the East, are the Gates of the Paths leading to the three further Grades, which with the Zelator and the Neophyte form the first and lowest Order of our Lodge. Furthermore, they represent the Paths which connect the Tenth Sephirah Malkuth with the other Sephiroth. The letters Qoph...
- 6.94. **Hiero.** *Tap the Qoph Portal Plaque.*
- 6.95. **Hiero.** Shin...
- 6.96. **Hiero.** *Tap the Shin Portal Plaque.*
- 6.97. **Hiero.** and Tav...
- 6.98. **Hiero.** *Tap the Tav Portal Plaque.*
- 6.99. **Hiero.** make the word Qesheth – a Bow, the reflection of the Rainbow of Promise stretched over our Earth, and which is about the Throne of the Spirit of the Universe.
- 6.100. **Hiero.** *Place the Hierophant Wand onto the Hierophant Lamens in the active position.*
- 6.101. **Hegemon.** *Hold the Hegemon Wand. Tap the Flaming Sword diagram.*
- 6.102. **Hegemon.** This drawing of the Flaming Sword of the Kerubim is a representation of the Guardians of the Gates of the Garden, just as the Hieres and Hegemon symbolise the Two Paths of the Tree of the Knowledge of Good and Evil.
- 6.103. **Hegemon.** *Place the Hegemon Wand onto the Hegemon Lamens squarely. Set the Flaming Sword diagram aside.*
- 6.104. **Hiereus.** *Hold the Hieres Sword.*
- 6.105. **Hiereus.** In this Grade, the Red Cross is placed within the White Triangle upon the Altar...
- 6.106. **Hiereus.** *Tap the centre of the Double Cubical Altar.*
- 6.107. **Hiereus.** and it is thus the symbol of the Banner of the West.
- 6.108. **Hiereus.** *Tap the Banner of the West.*
- 6.109. **Hiereus.** The Triangle refers to the Three Paths and the Cross to the Occult Knowledge. The Cross and the Triangle together represent Life and Light.
- 6.110. **Hiereus.** *Place the Hieres Sword onto the Hieres Lamens squarely.*
- 6.111. **Hiero.** *Hold the Hierophant Wand. Tap the Earth Tablet.*

- 6.43. **Hiero.** *Touch the Hierophant stack.*
- 6.44. **Hiero.** Take Salt with your left hand, cast it to the North while saying: "Let the Powers of Earth witness my Pledge."
- 6.45. **Aspirant.** *With the left hand, touch the Plate of Salt and then touch the Earth Tablet. Repeat this motion twice more. End by touching the Plate of Salt a fourth time.*
- 6.46. **Aspirant.** Let the Powers of Earth witness my Pledge.
- 6.47. **Kerux.** *Slide the Kerux stack up to between the Stolistes and Dadauchos (5C). Take the Plate of Salt card and stack it underneath the Earth Tablet.*
- 6.48. **Hiero.** *Touch the Hierophant stack.*
- 6.49. **Hiero.** Let the Neophyte be purified with Water and consecrated with Fire, in confirmation of their pledge, and in the name of the Spirit of the Universe who works in silence and whom naught but silence can express.
- 6.50. **Dadauchos.** *Palm the Dadauchos Censer and make an invoking Fire triangle (centre top, lower right, lower left, centre top).*
- 6.51. **Dadauchos.** In the name of the Spirit of the Universe, who works in silence and whom naught but silence can express, I consecrate thee with fire.
- 6.52. **Dadauchos.** *Tap the Aspirant. Replace the Dadauchos Censer onto the Dadauchos Lamens.*
- 6.53. **Stolistes.** *Palm the Stolistes Cup and make an invoking Water triangle (centre bottom, upper left, upper right, centre bottom).*
- 6.54. **Stolistes.** In the name of the Spirit of the Universe, who works in silence and whom naught but silence can express, I purify thee with water.
- 6.55. **Stolistes.** *Tap the Aspirant. Replace the Stolistes Cup onto the Stolistes Lamens.*
- 6.56. **Hiero.** *Touch the Hierophant stack.*
- 6.57. **Hiero.** The $\textcircled{1} = \boxed{10}$ Grade of Zelator is a preparation for other Grades, a threshold before our discipline, and it shows by its imagery the Light of Occult Knowledge dawning in the Darkness of Creation. You may now begin to analyze and comprehend the Nature of that Light. To this end, you stand between the Pillars, in the Gateway, where the secrets of the $\textcircled{0} = \boxed{0}$ Grade were communicated to you.
- Prepare to enter the Immeasurable Region!
And the Spirit of the Universe planted a Garden in the East, and out of that ground grew every tree that is pleasant to the sight and good for food; the Tree of Life also, in the midst of the Garden, and the Tree of the Knowledge of Good and of Evil. This is the Tree that has two paths, and it is the Tenth Sephirah Malkuth, and it has about it seven columns, and the Four Splendours whirl around it. From Gedulah it derives an influx of Mercy, and from Geburah an influx of Severity, and the Tree of the Knowledge of Good and Evil shall it be until it is united with the supernals in Da'ath.
- But the Good which is under it is called the Archangel Metatron, and the Evil is called the Archangel Samael, and between them lies the straight and narrow way

where the Archangel Sandalphon keeps watch. The Souls and the Angels are above its branches, and the Qlippoth or Demons dwell under its roots.

Let the Neophyte enter the Pathway of Evil!

6.58. **Kerux.** *Pick up the Kerux stack and put it on top of the Aspirant stack. Pick up the combined Kerux/Aspirant stack and put it on top of the Black Pillar.*

6.59. **Hiereus.** *Touch the Hiereus stack.*

6.60. **Hiereus.** *Whence comest thou?*

6.61. **Kerux.** *Touch the Kerux/Aspirant/Black Pillar stack.*

6.62. **Kerux.** *I come from between the Two Pillars and I seek the Light of Occult Knowledge in the name of the Spirit of the Universe.*

6.63. **Hiereus.** *Touch the Hiereus stack.*

6.64. **Hiereus.** *And the great Archangel Samael answered and said: I am the Prince of Darkness and of the Night. The foolish and the rebellious gaze upon the face of the created World, and find therein nothing but terror and obscurity. It is to them the Terror of Darkness and they are as drunken people stumbling in the Darkness.*

Return, for thou canst not pass by:

6.65. **Kerux.** *Pick up the Kerux/Aspirant stack and place it back between the Pillars (5C). Take the three Kerux cards off of this stack and place them below the Aspirant (6C).*

6.66. **Hiero.** *Touch the Hierophant stack.*

6.67. **Hiero.** *Let the Neophyte enter the Pathway of Good.*

6.68. **Kerux.** *Pick up the Kerux stack and put it on top of the Aspirant stack. Pick up the combined Kerux/Aspirant stack and put it on top of the White Pillar.*

6.69. **Hegemon.** *Touch the Hegemon stack.*

6.70. **Hegemon.** *Whence comest thou?*

6.71. **Kerux.** *Touch the Kerux/Aspirant/White Pillar stack.*

6.72. **Kerux.** *I come from between the Pillars, and I seek the Light of Occult Knowledge in the name of the Spirit of the Universe.*

6.73. **Hegemon.** *Touch the Hegemon stack.*

6.74. **Hegemon.** *The great Archangel Metatron answered, and said: I am the Angel of the Presence Divine. The wise gaze on the created world and behold there the dazzling Image of the Spirit of the Universe. Not yet can thine eyes bear that dazzling Image.*

Return, for thou canst not pass by:

6.75. **Kerux.** *Pick up the Kerux/Aspirant stack and place it between the Pillars (5C). Take the three Kerux cards off this stack and place them below the Aspirant (6C).*

6.76. **Hiero.** *Touch the Hierophant stack.*

6.77. **Hiero.** *Let the Neophyte enter the straight and narrow Pathway which turns neither to the right hand nor to the left hand.*

6.78. **Kerux.** *Pick up the Kerux stack and put it on top of the Aspirant stack.*

6.79. **Hiereus.** *Rotate the Hiereus stack 90 degrees deosil, such that the tip of the Hiereus Sword points at the Kerux/Aspirant stack.*

6.80. **Hegemon.** *Rotate the Hegemon stack 180 degrees deosil, such that the tip of the Hegemon Wand points at the Kerux/Aspirant stack.*

6.81. **Hegemon, Hiereus.** *Touch both the Hiereus and Hegemon stacks simultaneously (right thumb on Hiereus, right pinky on Hegemon).*

6.82. **Hiereus, Hegemon together.** *Whence comest thou?*

6.83. **Kerux.** *Touch the Kerux/Aspirant stack.*

6.84. **Kerux.** *I come from between the Pillars and I seek the Light of Occult Knowledge in the Name of the Spirit of the Universe.*

6.85. **Hiero.** *Rotate Hierophant stack 180 degrees and move it adjacent to the top edge of the Altar (3C). While still touching the Hierophant stack, say:*

6.86. **Hiero.** *But the Great Archangel Sandalphon said: I am the reconciler for Earth, and the Celestial Soul therein. Form is invisible alike in Darkness and in blinding Light. I am the left hand Kerub of the Ark, as Metatron is the right hand Kerub. I prepare the way to the Celestial Light.*

6.87. **Hegemon.** *Rotate the Hegemon stack 180 degrees.*

6.88. **Hiereus.** *Rotate the Hiereus stack 90 degrees widdershins.*

6.89. **Kerux.** *Remove the three Kerux cards from the Kerux/Aspirant stack and place it between the Stolistes and Daduchos (5C).*

6.90. **Hiero.** *Take the Flaming Sword diagram from the bottom of the Altar stack and place it on top of the Part One Double Cubical Altar. Rotate the Hierophant stack 180 degrees and place on top of the Aspirant stack. Touch the Hierophant/Aspirant stack.*

6.91. **Hiero.** *And the Spirit of the Universe placed Kerubim at the East of the Garden and a Flaming Sword which turned every way to keep the Path of the Tree of Life, for the Spirit of the Universe has created Nature that Humanity, being cast out of the Garden may not fall into the Void. Humanity has been bound with the Stars as with a chain. At the end of time, the Kerubim will be called from the East of the Garden and all shall be consumed and become Infinite and Holy.*

6.92. **Hiero.** *Pick up the two Hierophant cards plus the Elyfot Cross card from the Hierophant/Aspirant stack. Place the Elyfot Cross onto the Kerux stack. Place the Hierophant Lamen below the Tav Portal Plaque (2C). Hold the Hierophant Wand.*