

## ③ = 8 IN THE PAPER TEMPLE

S.R.E.S.

ABSTRACT. The W.O.G.D. Neophyte deck, W.O.G.D. Elements deck and this ritual script allows a single magician to operate the W.O.G.D. ③ = 8 initiation in microcosm.

This document was compiled on Wednesday 15<sup>th</sup> February, 2017.

### 1. STACKING THE PRACTICUS DECK

Create the ritual deck by facing a stack of 47 cards, 9 of which come from the Neophyte pack marked with (N).

- |                                  |                                |
|----------------------------------|--------------------------------|
| (1) Judgement                    | (25) 31st Path West            |
| (2) Sun                          | (26) Water Cup                 |
| (3) Before the Fall              | (27) Generic Censer            |
| (4) Practicus Part Three         | (28) 30th Path South           |
| (5) Tav Portal Plaque            | (29) 31st Path South           |
| (6) Samekh Portal Plaque         | (30) Red Lamp                  |
| (7) 30th Path East               | (31) Red Lamp                  |
| (8) 31st Path East               | (32) Red Lamp                  |
| (9) Shin Portal Plaque           | (33) Hierophant Wand (N)       |
| (10) Resh Portal Plaque          | (34) Hierophant Lamen (N)      |
| (11) Mercury Qamea               | (35) Hierous Sword (N)         |
| (12) Mercury on the Tree of Life | (36) Hierous Lamen (N)         |
| (13) Qoph Portal Plaque          | (37) Hegemon Wand (N)          |
| (14) Tzaddi Portal Plaque        | (38) Hegemon Lamen (N)         |
| (15) Black Illuminated Pillar    | (39) Pyramid of Flame          |
| (16) White Illuminated Pillar    | (40) Blindfold (N)             |
| (17) Banner of the West (N)      | (41) Theoricus Sash            |
| (18) Banner of the East (N)      | (42) Equal Cross of 13 Squares |
| (19) Earth Tablet                | (43) Peh Portal Plaque         |
| (20) 30th Path North             | (44) Ayin Portal Plaque        |
| (21) 31st Path North             | (45) Mem Portal Plaque         |
| (22) Air Tablet                  | (46) Stolistes Lamen Token     |
| (23) Water Tablet                | (47) Practicus Sash            |
| (24) 30th Path West              |                                |

### 2. ARRANGING THE PRACTICUS HALL

2.1. **Hiero.** Make the Altar stack from the first four cards - Judgement, Sun, Before the Fall, Practicus Part Three Altar - and place it in the centre of the table (4C).

Stack the next four cards - Tav Portal Plaque, Samekh Portal Plaque, 30th Path East, 31st Path East - and place it in the centre at the top (east) (1C). Make a stack of

the next four cards - Shin Portal Plaque, Resh Portal Plaque, Mercury Qamea, Mercury on the Tree of Life - and place it in the upper left (northeast) (1A). Stack the Qoph Portal Plaque and Tzaddi Portal Plaque in the upper right (northwest) (1E).

2.2. **Hiero.** Place the Black Illuminated Pillar one full card height below the Shin Portal Plaque (3A). Place the White Illuminated Pillar to the right of the Black Pillar (3B).

2.3. **Hiero.** Place the Banner of the West in the lower left (northwest) with enough space for a second card to fit on the table below (west) of it (6A). Place the Banner of the East between the Tav Portal Plaque and the Qoph Portal Plaque stack (1D).

2.4. **Hiero.** Make a stack of the Earth Tablet, 30th Path North and 31st Path North. Place it to the left (north) (4A). Place the Air Tablet onto the Tav Portal Plaque. Make a stack of the Water Tablet, 30th Path West, 31st Path West, Water Cup and place it in the centre of the close edge of the table (west) (7C) with the Water Tablet on top.

2.5. **Hiero.** Make a stack of the Generic Censer, 30th Path South and 31st Path South. Place it to the right (south) (4E).

2.6. **Hiero.** Place a Red Lamp between the Shin Portal Plaque stack and the Air Tablet/Tav Portal Plaque stack (1B). Place a second Red Lamp below the Banner of the West (7A). Place the third Red Lamp in the lower right (southwest) (7E).

2.7. **Hiero.** Make the Hierophant stack with the Hierophant Wand and Hierophant Lamens. Place it below the Air Tablet (2C). Set the remainder of the ritual deck in reserve.

### 3. CHARGING THE HALL

3.1. **Hiero.** Perform the Charging of the Hall from the  =  ritual, ending with the Hierophant stack below the Air Tablet (2C).

### 4. ADMISSION OF THE OFFICERS

4.1. **Hiereus.** Knock once on table.

4.2. **Hiereus.** Har Par Krat. \$PasswOrd.

4.3. **Hiereus.** Place the Hiererus Sword and Hiererus Lamens face down below the Hierophant (3C). Make the Sign of the Enterer. Pick up the Hiererus stack and tap it to the right of the Altar (4D), then tap below the Altar (5C). Place the Hiererus stack in the lower left corner, to the right of the left-most Red Lamp (7B). Make the Sign of Silence.

4.4. **Hiero.** Hold the Hierophant Wand. Tap the Hiererus stack.

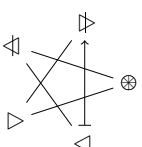
4.5. **Hiero.** Welcome, Hiererus.

4.6. **Hiero.** Place the Hierophant Wand onto the Hierophant Lamens in the active position.

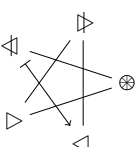
4.7. **Hegemon.** Knock once on table.

4.8. **Hegemon.** Har Par Krat. \$PasswOrd.

10.18. **Hiero.** Tap the Water Tablet. Make the banishing Pentagrams, encircling each Pentagram in a banishing (widdershins) circle.



BANISHING  
WATER



BANISHING  
SPIRIT PASSIVE

10.19. **Hiero.** Depart ye in peace unto your habitations. May the blessing of Elohim Tzaboth be upon you. Be there peace between us and you, and be ye ready to come when ye are called!

10.20. **Hiero.** Rotate the Hierophant Lamens 180 degrees in place. Place the Hierophant Wand onto the Hierophant Lamens in the active position.

10.21. **Hiereus.** Rotate the Hiererus stack 180 degrees in place.

10.22. **Hegemon.** Rotate the Hegemon stack 180 degrees in place.

10.23. **Aspirant.** Rotate the Practicus Sash 180 degrees in place.

10.24. **Hiero.** Knock on the Hierophant stack: // // // // // //

10.25. **Hiereus.** Knock on the Hiererus stack: // // // // // //

10.26. **Hegemon.** Knock on the Hegemon stack: // // // // // //

### 11. LICENSE TO DEPART

11.1. **Hiero.** Perform the appropriate license to Depart based on the Charging of the Hall. Release the circle.

### 12. COLLECT THE CARDS

12.1. **Hiero.** Place the Hierophant Wand onto the Hierophant Lamens squarely. Pick up the Hierophant stack and collect these officers underneath it in the following order: Hiererus, Hegemon. Set that stack face up and place on top of it the Banner of the East, Banner of the West, Illuminated White Pillar, Illuminated Black Pillar. Set the remaining cards aside.

- 10.5. **Hiero.** Place the Hierophant Wand onto the Hierophant Lamens in the active position.
- 10.6. **Hegemon.** Hold the Hegemon Wand. Tap the Banner of the West. Tap the Banner of the East.
- 10.7. **Hegemon.** Very Honoured Hierophant, the Hall is properly guarded.
- 10.8. **Hegemon.** Place the Hegemon Wand onto the Hegemon Lamens squarely.
- 10.9. **Hiero.** Touch the Hierophant Wand.
- 10.10. **Hiero.** Let us adore the Lord and King of Water!
- 10.11. **Hiero.** Rotate the Hierophant stack 180 degrees in place.
- 10.12. **Hiereus.** Rotate the Hiererus stack 180 degrees in place.
- 10.13. **Hegemon.** Rotate the Hegemon stack 180 degrees in place.
- 10.14. **Aspirant.** Rotate the Practicus Sash 180 degrees in place.
- 10.15. **Hiero.** Hold the Hierophant Wand.
- 10.16. **Hiero.** Let ELOHIM TZABAOTH be praised unto the Countless Ages of Time! Amen!  
Let us rehearse the Prayer of the Undines, or Water Spirits.
- 10.17. **All.** TERRIBLE KING OF THE SEA  
THOU WHO HOLDEST THE KEYS OF THE CATARACTS OF HEAVEN, AND WHO ENCLOSEST THE SUBTERRANEAN WATERS IN THE CAVERNOUS HOLLOWINGS OF EARTH. KING OF THE DELUGE AND OF THE RAINS OF SPRING.  
THOU WHO OPENEST THE SOURCES OF THE RIVERS AND OF THE FOUNTAINS;  
THOU WHO COMMANDEST MOISTURE WHICH IS, AS IT WERE, THE BLOOD OF THE EARTH, TO BECOME THE SAP OF THE PLANTS.  
WE ADORE THEE AND WE INVOKE THEE.  
SPEAK THOU UNTO US, THY MOBILE AND CHANGEFUL CREATURES, IN THE GREAT TEMPESTS, AND WE SHALL TREMBLE BEFORE THEE.  
SPEAK TO US ALSO IN THE MURMUR OF THE LIMPID WATERS, AND WE SHALL DESIRE THY LOVE.  
O VASTNESS!  
WHEREIN ALL THE RIVERS OF BEING SEEK TO LOSE THEMSELVES – WHICH RENEW THEMSELVES EVER IN THEE!  
O THOU OCEAN OF INFINITE PERFECTION!  
O HEIGHT WHICH REFLECTEST THYSELF IN THE DEPTH!  
O DEPTH WHICH EXHALEST INTO THE HEIGHT!  
LEAD US UNTO THE TRUE LIFE, THROUGH INTELLIGENCE, THROUGH LOVE!  
LEAD US UNTO IMMORTALITY THROUGH SACRIFICE, THAT WE MAY BE FOUND WORTHY TO OFFER ONE DAY UNTO THEE, THE WATER, THE BLOOD AND THE TEARS!  
AMEN.

- 4.9. **Hegemon.** Place the Hegemon Wand and Hegemon Lamens face down below the Hierophant (3C). Make the Sign of the Enterer. Pick up the Hegemon stack and tap it to the right of the Altar (4D), then place the Hegemon stack in the lower right, between the Water Tablet and the right-most Red Lamp (7D). Make the Sign of Silence.
- 4.10. **Hiero.** Hold the Hierophant Wand. Tap the Hegemon stack.
- 4.11. **Hiero.** Welcome, Hegemon.
5. OPENING
- 5.1. **Hiero.** Hold the Hierophant Wand.
- 5.2. **Hiero.** Collegae of the Temple of Buer of the Witches' Order of the Golden Dawn, please assist me to open the Temple in the  $\textcircled{3} = \textcircled{8}$  Grade of Practicus.
- 5.3. **Hiero.** Tap the Hegemon stack.
- 5.4. **Hiero.** Honoured Hegemon, please see that the Temple is properly guarded.
- 5.5. **Hiero.** Place the Hierophant Wand onto the Hierophant Lamens in the active position.
- 5.6. **Hegemon.** Hold the Hegemon Wand. Tap the Banner of the West and then the Banner of the East. Place the Hegemon Wand onto the Hegemon Lamens squarely.
- 5.7. **Hegemon.** Very Honoured Hierophant, the Temple is properly guarded.
- 5.8. **Hiero.** Hold the Hierophant Wand.
- 5.9. **Hiero.** Tap the Hiererus stack.
- 5.10. **Hiero.** Honoured Hiererus, please ask those present to demonstrate their knowledge of the Sign of this Grade.
- 5.11. **Hiero.** Place the Hierophant Wand onto the Hierophant Lamens in the active position.
- 5.12. **Hiereus.** Touch the Hiererus Sword.
- 5.13. **Hiereus.** Please give the Sign of the Practicus if you are so honoured.
- 5.14. **Hiereus.** Give the Sign of the Practicus. Touch the Hegemon stack, the Hiererus Lamens and the Hierophant stack.
- 5.15. **Hiereus.** Honoured Hierophant, we recognize those of the Grade of Practicus present.
- 5.16. **Hiero.** Touch the Hierophant Wand.
- 5.17. **Hiero.** Honoured Hegemon, to what Element is this Grade attributed?
- 5.18. **Hegemon.** Touch the Hegemon Wand.
- 5.19. **Hegemon.** To the Element of Water.
- 5.20. **Hiero.** Touch the Hierophant Wand.
- 5.21. **Hiero.** Honoured Hiererus, to what Planet does this Grade especially refer?

- 5.22. **Hierus.** *Touch the Hierus Sword.*
- 5.23. **Hierus.** *To the Planet Mercury.*
- 5.24. **Hiero.** *Touch the Hierophant Wand.*
- 5.25. **Hiero.** *Honoured Hegemon, to which Paths is this Grade connected?*
- 5.26. **Hegemon.** *Touch the Hegemon Wand.*
- 5.27. **Hegemon.** *This Grade is attributed to the 31st and 30th Paths of Shin and Resh.*
- 5.28. **Hiero.** *Touch the Hierophant Wand.*
- 5.29. **Hiero.** *Honoured Hierus, to what does the 31st Path refer?*
- 5.30. **Hierus.** *Touch the Hierus Sword.*
- 5.31. **Hierus.** *To the Reflection of the Sphere of Fire.*
- 5.32. **Hiero.** *Touch the Hierophant Wand.*
- 5.33. **Hiero.** *Honoured Hegemon, to what does the 30th Path refer?*
- 5.34. **Hegemon.** *Touch the Hegemon Wand.*
- 5.35. **Hegemon.** *To the Reflection of the Sphere of the Sun.*
- 5.36. **Hiero.** *Hold the Hierophant Wand.*
- 5.37. **Hiero.** *Let us adore the King of Water!*
- 5.38. **All.** ELOHIM TZABAOTHI!  
ELOHIM TZABAOTHI!  
ELOHIM TZABAOTHI!  
GLORY BE UNTO THE RUACH ELOHIM WHO MOVED UPON THE FACE OF THE WATERS AT THE BEGINNING OF TIME!  
SPIRITS OF WATER, ADORE THE SPIRIT OF THE UNIVERSE!
- 5.39. **Hiero.** *Pick up the Hierophant Lamen and stack with the Hierophant Wand. Tap to the right of the Altar (4D). Rotate the Hierophant Lamen 180 degrees and place it just above the Water Tablet (6C). Place the Hierophant Wand onto the Hierophant Lamen in the active position with the tip of the Wand pointing at the Water Tablet.*
- 5.40. **Hierus.** *Rotate the Hierus stack 180 degrees.*
- 5.41. **Hegemon.** *Rotate the Hegemon stack 180 degrees.*
- 5.42. **Hiero.** *Take the Water Cup out from under the Water Tablet. Palm the Water Cup.*

- 8.49. **Hiero.** ...are those of the Paths which conduct to higher Grades, while that in the South...
- 8.50. **Hiero.** *Tap the Peh Portal Plaque.*
- 8.51. **Hiero.** ...leads to the (4) = [7] Grade of Philosophus, the highest Grade of the First Order.  
This Grade of Practicus is especially related to the Planet Mercury, whose Qamea, or Mystical Square, together with the Seals and Names formed from it, are shown in the East.
- 8.52. **Hiero.** *Tap the Mercury Qamea.*
- 8.53. **Hiero.** *The Symbol of Mercury when inscribed on the Tree of Life is also shown.*
- 8.54. **Hiero.** *Tap the Symbol of Mercury.*
- 8.55. **Hiero.** *It embraces all but Kether. The horns spring from Da'ath, which is not properly a sephirah, but rather the conjunction of Chokmah and Binah.*  
I now congratulate you on having passed through the Ceremony of the (3) = [8] Grade of Practicus, and in recognition thereof I confer on you the Mystic Title of *Monokeros de Astris*, which means, "Unicorn from the Stars."
- 8.56. **Hiero.** *Tap the Practicus Sash.*
- 8.57. **Hiero.** *In the Name of ELOHIM TZABAOTHI, I now proclaim that you have been duly advanced to the Grade of (3) = [8] of Practicus, and that you are Master of the 30th and 31st Paths.*
9. SIGNING OF THE REGISTER
- 9.1. **Hiero.** *Tap the Hegemon stack.*
- 9.2. **Hiero.** *Honoured Hegemon, please prepare the Register to formally record the advancement.*
- 9.3. **Hiero.** *Place the Hierophant Wand onto the Hierophant Lamen in the active position.*
- 9.4. **All.** *The register is signed.*
- 9.5. **Hegemon.** *Touch the Hegemon stack.*
- 9.6. **Hegemon.** *The Register has been signed!*
10. CLOSING
- 10.1. **Hiero.** *Hold the Hierophant Wand.*
- 10.2. **Hiero.** *Collegae of the Temple of Buer of the Witches' Order of the Golden Dawn, please assist me to close this Temple in the (3) = [8] Grade of Practicus.*
- 10.3. **Hiero.** *Tap the Hegemon stack.*
- 10.4. **Hiero.** *Honoured Hegemon, please see that the Hall is properly guarded.*

8.33. **Hiero.** Unto this Grade and unto the Sephirah Hod, the Eighth Path of the Sepher Yetzirah is referred. It is called the "Perfect and Absolute Intelligence", because it is the means of the Primordial, which hath no root to which it may be established, except in the penetralia of that Gedulah (Magnificence) which emanate from the subsisting properties thereof.

You are now entitled to wear the distinguishing badge of this Grade which is the Sash of the Theoricus with the addition of a purple cross above the white cross and the numbers three and eight within a circle and a square respectively, left and right of its summit - and below the number 32, the numbers 30 and 31 in purple between two narrow purple lines.

8.34. **Hiero.** Remove the Theoricus Sash from the Aspirant stack and set it aside.

8.35. **Hiero.** This Grade is especially referred to the Element of Water and therefore the Great Watchtower or Tablet of the West forms one of its principal emblems.

8.36. **Hiero.** Rotate the Hierophant stack 180 degrees in place.

8.37. **Aspirant.** Rotate the Practicus Sash 180 degrees in place.

8.38. **Hiero.** Hold the Hierophant Wand. Tap the Water Tablet.

8.39. **Hiero.** It is known as the Second or Great Western Quadrangle or Tablet of Water, and is one of the four Great Tablets delivered unto Enoch by the Great Angel Ave. From it are drawn the Three Holy Secret Names of God - EMPEH ARSEL GAIOL - which are borne upon the Banners of the West, and numberless names of other Angels, Archangels and Spirits which appertain to the Element of Water. The meanings of the tablets of Earth and Air were explained to you in the preceding Grades.

8.40. **Hiero.** Rotate the Hierophant Lamens 180 degrees in place. Place the Hierophant Wand onto the Hierophant Lamens in the active position. Take the Before the Fall diagram off of the Altar and set it aside.

8.41. **Aspirant.** Rotate the Practicus Sash 180 degrees in place.

8.42. **Hiero.** Hold the Hierophant Wand. Gesture at the Altar as suggested by the speech.

8.43. **Hiero.** The Cross above the Triangle represents the Power of the Spirit of Life rising above the Triangle of the Waters and reflecting the Triune therein, as further marked by the Lamps at the angles. While the Cup of Water placed at the junction of the Cross and Triangle represents the maternal Letter Mem.

8.44. **Hiero.** Move the Hierophant Lamens to the east, below the Mem Portal Plaque (2C).

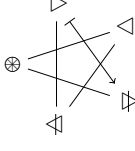
8.45. **Hiero.** The Portals in the East...

8.46. **Hiero.** Tap the Mem Portal Plaque.

8.47. **Hiero.** ...and Southeast...

8.48. **Hiero.** Tap the Ayn Portal Plaque.

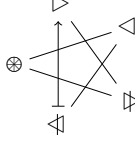
5.43. **Hiero.** Vibrate the name while making the Invoking Pentagram of Spirit Passive in the air with the Cup before the Tablet:



INVOKING  
SPIRIT PASSIVE

5.44. **Hiero.** HCOMA!  
(Hay-co-mah.)

5.45. **Hiero.** Vibrate the words while making the Invoking Pentagram of Water in the air with the Cup before the Tablet:



INVOKING  
WATER

5.46. **Hiero.** AL ELOHIM TZABAOTH!  
(Al El-oh-heem Tsah-bah-oath.)

5.47. **Hiero.** Say the following while making the Invoking Triangle of Water (lower centre, upper left, upper right, lower centre) with the Cup:

5.48. **Hiero.** In the name of GABRIEL the Great Archangel of Water, and in the sign of Water, Spirits of Water, adore the Spirit of the Universe!

5.49. **Hiero.** In the Three Great Secret Names borne upon the Banner of the West -

5.50. **Hiero.** While vibrating the names, trace the Head of the Eagle with the Cup:



5.51. **Hiero.** EMPEH ARSEL GAIOL!  
(Em-pay Ar-sell Gah-ee-ol.)

5.52. **Hiero.** - Spirits of Water, adore the Spirit of the Universe!

In the name of -

5.53. **Hiero.** Vibrate the name while making the invoking (deosil) circle:

5.54. **Hiero.** RA AGIOSEL!  
(Rah Ah-gee-oh-sell.)

- 5.55. **Hiero.** – Great King of the West, Spirits of Water, adore the Spirit of the Universe!
- 5.56. **Hiero.** By these Holy Names from the Great Western Quadrangle of Water, I call and Invoke the Spirits and Powers of Water:  
Be with us and aid us in our working!  
Be here now!
- 5.57. **Hiero.** Place the Water Cup on top of the Water Tablet. Pick up the Hierophant stack. Tap to the left of the Altar (4B). Rotate the Hierophant stack 180 degrees and place it below the Air Tablet stack (2C) with the Wand tip pointed at the Air Tablet.
- 5.58. **Hiereus.** Rotate the Hiererus stack 180 degrees.
- 5.59. **Hegemon.** Rotate the Hegemon stack 180 degrees.
- 5.60. **Hiero.** Knock on the Hierophant stack: // // // // //
- 5.61. **Hiereus.** Knock on the Hiererus stack: // // // // //
- 5.62. **Hegemon.** Knock on the Hegemon stack: // // // // //
- 5.63. **Hiero.** Touch the Hierophant Wand.
- 5.64. **Hiero.** Honoured Hiererus, please declare that the Temple has been opened.
- 5.65. **Hiereus.** Touch the Hiererus Sword.
- 5.66. **Hiereus.** Colleague of the Temple of Buer of the Witches' Order of the Golden Dawn, be it known that the Temple has been opened in the ③ = 8 Grade of Practicus.
- 5.67. **Hiero.** Touch the Hierophant Wand.
- 5.68. **Hiero.** Honoured Hegemon, please prepare the Aspirant and bring them to the Threshold.

### 6. THE 31ST PATH

- 6.1. **Hegemon.** Pick up the Hegemon stack. Place it on top of the Aspirant stack, created in reserve with the Tetrahedral Admission Badge, the Blindfold and the Theoricus Sash. Place the Hegemon/Aspirant stack between the Water Cup and the right-most Red Lamp (7D).
- 6.2. **Hiereus.** Move the Hiererus stack to just above the Hegemon/Aspirant stack (6D).
- 6.3. **Hegemon.** Knock on the Hegemon/Aspirant stack: // // // // //
- 6.4. **Hiereus.** Touch the Hiererus Sword.
- 6.5. **Hiereus.** Halt! Why seekest thou entrance?
- 6.6. **Hegemon.** Touch the Hegemon/Aspirant stack.
- 6.7. **Hegemon.** (on behalf of the Aspirant) I come in the name SHADDAI EL CHAI seeking the Light of Occult Knowledge.
- 6.8. **Hiereus.** Touch the Hiererus Sword.

8.23. **Hiero.** Before you is represented the Symbolism of the Garden of Eden. At the summit is the Supernal Eden, containing the three Supernal Sephiroth, summed up and contained in the Aima Elohim, the Mother Supernal, the Woman of the 12th chapter of the Apocalypse, crowned with the Sun and the Moon under her feet, and upon her head the Crown of 12 Stars, Kether. And whereas the Name, Yod Heh Vav Heh, is joined to the name Elohim, when it is said Tetragrammaton Elohim planted a Garden Eastward in Eden, so this represents the power of the Spirit of the Universe. In the Garden was the Tree of the Knowledge of Good and Evil, which latter is from Malkuth, the lowest Sephira between the rest of the Sephiroth and the Kingdom of Shells, which latter is represented by the Great Red Dragon coiled beneath, having Seven Heads (the Seven Infernal Palaces) and Ten Horns (the 10 Averse Sephiroth of Evil), contained in the Seven Palaces.

And a River Naher went forth out of Eden, namely from the Supernal Triad, to water the Garden (the rest of the Sephiroth), and from thence it is divided into Four Heads in Daath, whence it is said "In Daath the Depths are broken up and the clouds drop down dew." The first head is Pison, which flows into Geburah (whence there is Gold). It is the River of Fire. The Second Head is Gihon, the River of Waters which flows into Chesed. The Third is Hiddekel, the River of Air, flowing into Tiphareth, and the Fourth which receiveth the virtues of the other three is Phrath, Euphrates, which floweth down upon the Earth. This River going forth out of Eden is the River of the Apocalypse of the Waters of Life, clear as crystal proceeding out of the Throne of the Spirit of the Universe, on either side of which was the Tree of Life bearing twelve manner of Fruits. And thus do the Rivers of Eden form a Cross, and on that cross the Great Adam, who was to rule the nations with a Rod of Iron, is extended from Tiphareth, his arms stretching out to Geburah and Gedulah, and in Malkuth, Eve, Mother of All, the Completion of All, and above the Universe she supporteth with her hands the Eternal Pillars of the Sephiroth.

"And above the shoulders of the Great Goddess is Nature in her vastness exalted."

- 8.24. **Hiero.** Tap the Hiererus.
- 8.25. **Hiero.** Honoured Hiererus, please instruct the Aspirant in the Grip, Token and Passwords of this Grade.
- 8.26. **Hiero.** Place the Hierophant Wand onto the Hierophant Lamen in the active position.
- 8.27. **Hiereus.** Touch the Hiererus Sword.
- 8.28. **Hiereus.** The Grip and Token is that of the First Order given thus.
- 8.29. **Aspirant.** Touch the Aspirant stack. Visualize performing the Step, then ex-changing the Grip with the Hiererus.
- 8.30. **Hiereus.** Touch the Hiererus Sword.
- 8.31. **Hiereus.** The Grand Word is a name of 10 letters: Elohim Tzabaoth, which means Lord of Hosts.  
The Mystic Number is 36, and from it is formed the Password of this grade, Eloah, one of the Divine Names. It should be lettered separately when given – Aleph Lamed Heh.
- 8.32. **Hiero.** Touch the Hierophant Wand.

- 8.8. **Hegemon.** *Pick up the Hegemon/Aspirant stack. Tap and hold the Resh Portal Plaque.*
- 8.9. **Hegemon.** ... and the Path of Resh, here is one who seeks entrance into the Temple of Hod.
- 8.10. **Hegemon.** *Place the Hegemon/Aspirant stack to the right of the Resh Portal Plaque (7E).*
- 8.11. **Hiereus.** *Touch the Hiereus Sword.*
- 8.12. **Hiereus.** *Halt! By what symbol do you seek entrance to the Temple of Hod?*
- 8.13. **Hegemon.** *Touch the Hegemon/Aspirant stack.*
- 8.14. **Hegemon.** *By the Peculiar Emblem of the Stolistes, the Cup of Water.*
- 8.15. **Hegemon.** *Take the two Hegemon cards off of the Hegemon/Aspirant stack and place them above the White Pillar; between the Altar and the Peh Portal Plaque (4D). Take the Stolistes Cup Token off of the Aspirant stack and place it on top of the Hiereus stack.*
- 8.16. **Hiereus.** *Touch the Stolistes Cup Token.*
- 8.17. **Hiereus.** *You may enter.*
- 8.18. **Aspirant.** *Pick up the Aspirant stack and place it between the Water Tablet and the Hierophant (6C).*
- 8.19. **Hiereus.** *Palm the Stolistes Cup Token.*
- 8.20. **Hiereus.** *The symbolism of the Cup of the Stolistes shares its roots with the symbolism of the Laver of Moses and the Sea of Solomon. On the Tree of Life, the Stolistes Cup embraces nine of the Sephiroth, exclusive of Kether. Yesod and Malkuth form the triangle below, the former the apex, the latter the base. Like Caduceus, it further represents the Three Elements of Water, Air, and Fire. The Crescent is the Water which is above the Firmament, the Circle is the Firmament, and the Triangle is the consuming Fire below, which is opposed to the Celestial Fire symbolised by the upper part of the Caduceus.*
- 8.21. **Hiereus.** *Set the Stolistes Cup Token card aside.*
- 8.22. **Hiero.** *Hold the Hierophant Wand, gesturing at the diagram as suggested by the speech.*

- 6.9. **Hiereus.** *Please give me the Sign of the Grade of Theoricus.*
- 6.10. **Aspirant.** *Give the Theoricus Sign.*
- 6.11. **Hiereus.** *Touch the Hiereus Sword.*
- 6.12. **Hiereus.** *Give me the Grip.*
- 6.13. **Aspirant.** *Take a moment to visualize exchanging the Grip with the Hiereus.*
- 6.14. **Hiereus.** *Touch the Hiereus Sword.*
- 6.15. **Hiereus.** *What is the Grand Word?*
- 6.16. **Aspirant.** *Touch the Hegemon/Aspirant stack.*
- 6.17. **Aspirant.** *Shaddai El Chai.*
- 6.18. **Hiereus.** *Touch the Hiereus Sword.*
- 6.19. **Hiereus.** *What is the Mystic Number?*
- 6.20. **Aspirant.** *Touch the Hegemon/Aspirant stack.*
- 6.21. **Aspirant.** *45.*
- 6.22. **Hiereus.** *Touch the Hiereus Sword.*
- 6.23. **Hiereus.** *What is the Password?*
- 6.24. **Aspirant.** *Touch the Hegemon/Aspirant stack.*
- 6.25. **Aspirant.** *Mem-Heh.*
- 6.26. **Hiereus.** *Touch the Hiereus Sword.*
- 6.27. **Hiereus.** *What was the Mystic Title given to you in the Grade of Theoricus?*
- 6.28. **Aspirant.** *Touch the Hegemon/Aspirant stack.*
- 6.29. **Aspirant.** *Poraios de Rejectis.*
- 6.30. **Hiereus.** *Touch the Hiereus Sword.*
- 6.31. **Hiereus.** *And the Symbol?*
- 6.32. **Aspirant.** *Touch the Hegemon/Aspirant stack.*
- 6.33. **Aspirant.** *Ruach.*
- 6.34. **Hiereus.** *Touch the Hiereus Sword.*
- 6.35. **Hiereus.** *Having passed the Ordeal, you may enter.*
- 6.36. **Hiereus.** *Move the Hiereus stack back to between the left-most Red Lamp and the Water Cup (7B).*
- 6.37. **Hegemon.** *Pick up the Hegemon/Aspirant stack. Place the three Aspirant cards (Tetrahedron, Blindfold, Theoricus Sash) at the west edge of the Altar (5C). Place the Hegemon stack (Wand, Lamen) between the Water Cup and the right-most Red Lamp.*
- 6.38. **Hiero.** *Touch the Hierophant Wand.*

- 6.39. **Hiero.** Poraios de Rejectis, do you solemnly swear to hold sacred the Mysteries of the 31st and 30th Paths of this Grade of Practicus?
- 6.40. **Aspirant.** *Touch the Hegemon/Aspirant stack.*
- 6.41. **Aspirant.** I do.
- 6.42. **Hiero.** *Touch the Hierophant Wand.*
- 6.43. **Hiero.** Then, holding the Entrance Badge of this Grade, you will stretch forth your hands in the position of the Sign of the Enterer and repeat after me:  
“I swear by the Abyss of the Waters.”
- 6.44. **Aspirant.** *Paln the Tetrahedron of Flame Entrance Badge and make the Sign of the Enterer:*
- 6.45. **Aspirant.** I swear by the Abyss of the Waters.
- 6.46. **Aspirant.** *Place the Tetrahedron onto the Aspirant stack.*
- 6.47. **Hiero.** *Touch the Hierophant Wand.*
- 6.48. **Hiero.** Please remove the Blindfold.
- 6.49. **Hegemon.** *Take the Tetrahedron from the Aspirant stack and slide it underneath the Hegemon stack. Take the Blindfold from the Aspirant stack and set it aside, leaving only the Theoricus Sash. Turn the Theoricus Sash 180 degrees and move it closer to the Water Cup (6C).*
- 6.50. **Hiero.** *Touch the Hierophant Wand.*
- 6.51. **Hiero.** Sprinkle with your hand a few drops of Water toward the Tablet of Water in the West and say:  
“Let the Powers of Water Witness my Pledge.”
- 6.52. **Aspirant.** *Take the Water Cup off of the Water Tablet. Tap the Water Tablet with the Water cup.*
- 6.53. **Aspirant.** Let the Powers of Water Witness my Pledge.
- 6.54. **Aspirant.** *Set the Water Cup aside. Rotate the Theoricus Sash 180 degrees.*
- 6.55. **Hegemon.** *Pick up the Hegemon stack and put it on top of the Theoricus Sash. Pick up the Hegemon/Aspirant stack, tap on the Earth Tablet, then place it centred on top of the Pillars (3A-3B).*
- 6.56. **Hiero.** *Hold the Hierophant Wand.*
- 6.57. **Hiero.** Before you are the Portals of the 31st...
- 6.58. **Hiero.** *Tap the Shin Portal Plaque.*
- 6.59. **Hiero.** ...32nd...
- 6.60. **Hiero.** *Tap the Tav Portal Plaque (Air Tablet).*
- 6.61. **Hiero.** ...and 29th Paths.
- 6.62. **Hiero.** *Tap the Qoph Portal Plaque.*

- 7.51. **Hiererus.** *Pick up the Hiererus/Aspirant stack. Tap it on the Generic Censer and then place it below the Altar (5C). Take the two Hiererus cards off of the stack and place them in the lower left (7B).*
- 7.52. **Hiero.** *Hold the Hierophant Wand. Tap the Theoricus Sash.*
- 7.53. **Hiero.** I now name you Master of the 30th Path!
- 7.54. **Hiero.** *Tap the Hegemon.*
- 7.55. **Hiero.** Honoured Hegemon, please assist the Aspirant to quit the Temple while preparations are made for advancement to the Temple of Hod.
- 7.56. **Hiero.** *Place the Hierophant Wand onto the Hierophant Lamens in the active position.*
- 7.57. **Hegemon.** *Pick up the Hegemon stack and place it on top of the Theoricus Sash. Pick up the Hegemon/Aspirant stack and tap it between the Tav Portal Plaque and the right-most Red Lamp (7D). Set the Hegemon/Aspirant stack in reserve.*

## 8. THE TEMPLE OF HOD

- 8.1. **Hiero.** *Pick up the three Red Lamp cards and set them aside. Set the Sun Altar card aside, revealing the Before the Fall diagram. Set the Censer aside. Set the following Portal Plaques aside: Tav, Samekh, Tzaddi.*
- 8.2. **Hiererus.** *Pick up the Hiererus stack and place it between the Earth Tablet and the Altar (4B).*
- 8.3. **Hiero.** *Move the Black Pillar to below the Hiererus, diagonally below and to the left of the Altar (5B). Move the White Pillar to diagonally below and to the right of the Altar (5D).*  
*Take the Shin Portal Plaque out from under the Resh Portal Plaque stack. Place the Shin Portal Plaque below the Banner of the West (7A), rotated 180 degrees. Pick up the Resh Portal Plaque, leaving behind the two Mercury diagrams. Place the Resh Portal Plaque to the right of the Water Tablet (7D), rotated 180 degrees. Place the Mercury on the Tree of Life diagram to the right of the Mercury Qamea diagram.*  
*Place the Reh Portal Plaque to the south (4E), rotated 90 degrees deosil. Place the Ayin Portal Plaque in the upper right corner (1E), rotated 90 degrees deosil. Place the Mem Portal Plaque on top of the Air Tablet.*  
*Move the Hierophant stack to between the Pillars, just west of the Altar (5C).*
- 8.4. **Hegemon.** *Insert the Stolistes Cup Token admission badge into the Hegemon/Aspirant stack between the Hegemon Lamens and the Theoricus Sash. Place the Practicus Sash underneath the Theoricus Sash. Place the Hegemon/Aspirant stack in the lower right (southwest) corner (7E).*
- 8.5. **Aspirant.** Knock on the Hegemon/Aspirant stack: // // // // //
- 8.6. **Hegemon.** *Pick up the Hegemon/Aspirant stack. Tap and hold on the Shin Portal Plaque.*
- 8.7. **Hegemon.** Via the Path of Shin...



with the Watery Sign Cancer, and this sign was, by the Greeks and Romans, referred to Apollo and the Sun.

- 7.32. **Hiero.** Tap the Hiericus.
- 7.33. **Hiero.** Honoured Hiericus, please show the Aspirant the Temple Diagrams for this Path.
- 7.34. **Hiero.** Place the Hierophant Wand onto the Hierophant Lamens in the active position.
- 7.35. **Hiericus.** Make the  $\textcircled{3} = \boxed{8}$  Sign. Pick up the Hiericus stack and place it on top of the Theoricus Sash. Pick up the Hiericus/Aspirant stack. Tap it on the Earth Tablet, then tap it between the Pillars (3A-3B). Take the two Hiericus cards and place them face down below the Hierophant. Make the Sign of the Enterer.
- 7.36. **Aspirant.** Place the Theoricus Sash face down below the Hierophant. Make the Sign of the Enterer.
- 7.37. **Hiericus.** Pick up the Hiericus/Aspirant stack. Place it between the Altar and the Generic Censer (4D). Take the 30th S diagram out from under the Censer.
- 7.38. **Hiericus.** This diagram demonstrates how most of the more important Occult Glyphs can be constructed from the crescent, the circle and the equal-armed cross.
- 7.39. **Aspirant.** Take a moment to study the diagram and then set it aside.
- 7.40. **Hiericus.** Pick up the Hiericus/Aspirant stack. Place it above the Tav Portal Plaque (6C). Take the 30th W diagram out from the Tav Portal Plaque stack.
- 7.41. **Hiericus.** Here we see how the Tarot Trumps relate to the Hebrew letters.
- 7.42. **Aspirant.** Take a moment to study the diagram and then set it aside.
- 7.43. **Hiericus.** Pick up the Hiericus/Aspirant stack. Place it between the Earth Tablet and the Altar (4B). Take the 30th N diagram out from under the Earth Tablet.
- 7.44. **Hiericus.** Also before you are the Names and Seals of the Olympic Spirits. You are well advised to call them and to know them well.
- 7.45. **Aspirant.** Take a moment to study the diagram and then set it aside.
- 7.46. **Hiericus.** Pick up the Hiericus/Aspirant stack. Tap it between the Pillars (3A-3B) and then place it between the Hierophant and the Altar (3C). Take the 30th E diagram out from the bottom of the Samekh Portal Plaque stack.
- 7.47. **Hiericus.** These Talismans are constructed from the Geomantic Figures. They may prove useful in your workings.
- 7.48. **Aspirant.** Take a moment to study the diagram and then set it aside.
- 7.49. **Hiericus.** Pick up the Hiericus/Aspirant stack. Take the two Hiericus cards and place them face down below the Hierophant. Make the Sign of the Enterer.
- 7.50. **Aspirant.** Place the Theoricus Sash face down below the Hierophant. Make the Sign of the Enterer.

6.63. **Hiero.** Of these, as you already know, the central one...

6.64. **Hiero.** Tap the Tav Portal Plaque (Air Tablet).

6.65. **Hiero.** ...leads to the  $\textcircled{2} = \boxed{9}$  Grade of Theonicus from the  $\textcircled{1} = \boxed{10}$  Grade of Zelator. The path on your left...

6.66. **Hiero.** Tap the Shin Portal Plaque.

6.67. **Hiero.** ...now open to you for the first time, leads from Zelator to the  $\textcircled{3} = \boxed{8}$  Grade of Practicus.

Take in your right hand the Pyramid of Flame, and follow your Guide, Axiokersa the Kabir, who will lead you through the Path of Fire.

6.68. **Hegemon.** Pick up the Hegemon/Aspirant stack. Take the two Hegemon cards and place them face down below the Hierophant (3C). Make the Sign of the Enterer.

6.69. **Aspirant.** Place the two Aspirant cards - Pyramid of Flame, Theoricus Sash - face down below the Hierophant and make the Sign of the Enterer.

6.70. **Hegemon.** Pick up the Hegemon/Aspirant stack. Tap on the Generic Censer. Tap on the Water Tablet. Tap on the Earth Tablet. Place the Hegemon/Aspirant stack centred between the Pillars (3A-3B).

6.71. **Hiero.** Touch the Hierophant Wand

6.72. **Hiero.** I am Axieros, the First Kabir. I am the apex of the Pyramid of Flame. I am the Solar Fire pouring forth its beams on the lower World - Life giving, Light producing.

By what symbol dost thou seek to pass by?

6.73. **Hegemon.** Touch the Hegemon/Aspirant stack.

6.74. **Hegemon.** By the symbol of the Pyramid of Flame.

6.75. **Hiero.** Touch the Hierophant Wand

6.76. **Hiero.** From the Spirit of the Universe pours forth by Invincible Will ideas omniform. As this flow is divided, Intellectual Fire is thereby distributed amongst all the intellects of the universe.  
Pass thou on.

6.77. **Hegemon.** Pick up the Hegemon/Aspirant stack. Take the two Hegemon cards and place them face down below the Hierophant (3C). Make the Sign of the Enterer.

6.78. **Aspirant.** Place the two Aspirant cards face down below the Hierophant and make the Sign of the Enterer.

6.79. **Hegemon.** Pick up the Hegemon/Aspirant stack. Tap on the Generic Censer. Place the Hegemon/Aspirant stack above the Water Tablet (6C).

6.80. **Hiericus.** Touch the Hiericus Sword.

6.81. **Hiericus.** I am Axiokersos, the second Kabir. I am the Left Basal Angle of the Triangle of Flame. I am the Fire, Volcanic and Terrestrial.

By what symbol dost thou seek to pass by?

- 6.82. **Hegemon.** *Touch the Hegemon/Aspirant stack.*
- 6.83. **Hegemon.** *By the Symbol of the Pyramid of Flame.*
- 6.84. **Hiereus.** *Touch the Hiererus Sword.*
- 6.85. **Hiereus.** *For not in Matter did the Fire which is Beyond First enclose its power; but rather it did so in Mind – the Former of the Fiery World is the Mind of Minds, who first sprang from Mind, clothing the one Fire with the other Fire, illuminating and penetrating the Abysses of the Universe.*  
Follow me.
- 6.86. **Hegemon.** *Take the two Hegemon cards off of the Aspirant stack and place them between the Water Tablet and the right-most Red Lamp (7D).*
- 6.87. **Hiereus.** *Pick up the Hiererus stack and place it on top of the Aspirant stack. Pick up the Hiererus/Aspirant stack and tap it on the Earth Tablet then tap it between the Pillars (3A-3B). Take the two Hiererus cards and place them face down below the Hierophant (3C). Make the Sign of the Enterer.*
- 6.88. **Aspirant.** *Place the two Aspirant cards face down below the Hierophant. Make the Sign of the Enterer.*
- 6.89. **Hiereus.** *Pick up the Hiererus/Aspirant stack. Tap it on the Generic Censer then place it above the Hegemon stack (6D).*
- 6.90. **Hegemon.** *Touch the Hegemon Wand.*
- 6.91. **Hegemon.** *I am Axiokersa, the Third Kabir. I am the Right Basal Angle of the Triangle of Flame. I am the Fire, Astral and Fluid.*  
By what symbol dost thou seek to pass by?
- 6.92. **Hiereus.** *Touch the Hiererus/Aspirant stack.*
- 6.93. **Hiereus.** *By the Symbol of the Pyramid of Flame.*
- 6.94. **Hegemon.** *Touch the Hegemon Wand.*
- 6.95. **Hegemon.** *The Soul, being a Brilliant Fire in its own right, by the Power of the Spirit of the Universe remaineth immortal, filling the many recesses of the Bosom of the World, performing the works of Incorruptible Fire.*
- 6.96. **Hiereus.** *Take the two Hiererus cards off of the Hiererus/Aspirant stack and place them to the right of the left-most Red Lamp (7B).*
- 6.97. **Hegemon.** *Place the Hegemon stack on top of the Aspirant stack. Pick up the Hegemon/Aspirant stack. Place the two Aspirant cards below the Altar (5C). Place the Hegemon stack back between the Water Tablet and the right-most Red Lamp (7D).*
- 6.98. **Hiero.** *Touch the Hierophant Wand.*
- 6.99. **Hiero.** *Stoop not down unto the darkly splendid World wherein continually lieth a faithless Depth, and Hades wrapped in clouds delighting in unimelligible images, preciptuous, winding, a black ever-rolling Abyss, ever espousing a Body, unluminous, formlless and void.*
- 6.100. **Hiereus.** *Touch the Hiererus Sword.*

- 7.23. **Hegemon.** *Pick up the Hegemon/Aspirant stack. Tap it on the Generic Censer and then place it between the Tav Portal Plaque and the right-most Red Lamp (7D). Palm that right-most Red Lamp.*
- 7.24. **Hegemon.** *Axiokersa, the third Kabir, spake unto Kasmillos the Candidate and said, "I am the Sun at Equinox. I am balance. I am sunset and the dawn breaking. I am Ostara and I am Mabon."*  
Thus spake the voice of Axiokersa.
- 7.25. **Hegemon.** *Replace the right-most Red Lamp. Move the Hegemon/Aspirant stack to the west edge of the Altar (5C), then withdraw the two Hegemon cards back to between the Tav Portal Plaque and right-most Red Lamp (7D).*
- 7.26. **Hiero.** *Hold the Hierophant Wand.*
- 7.27. **Hiero.** *The Spirit of the Universe congregated the Seven Firmaments of the Cosmos, circumscribing the heavens with convex form. The Spirit of the Universe constituted seven Wandering Existenses, suspending their disorder in well-disposed zones. It made them six in number, for the seventh was cast into the midst thereof as the Fire of the Sun, into the centre from which all lines are equal.*  
The wholeness of the Sun is in the supermundane orders, for therein a Solar World and endless Light subsist. The Sun more truly measureth all things by Time, for it is the Time of Time, and its disc is in the Startless above the Inerratic Sphere, and it is the centre of the Triple World. The Sun is Fire, and it is the Dispenser of Fire, and the channel for the Higher Fire.
- 7.28. **Hiero.** *Place the Hierophant Wand onto the Hierophant Lamen in the active position. Palm the Greek Cross of 13 Squares.*
- 7.29. **Hiero.** *Regard your Entrance Badge, the Greek Cross of 13 Squares. Note well that it is constructed from the glyphs of the 12 Zodiacal Signs, along with the Sun at the centre, representing the Sun's path through the Zodiac. It gives access to the 30th Path of the Sepher Yetzirah, the path of Resh, the Collecting Intelligence, so called because from it the Astrologers deduce the judgement of the Stars and of the Celestial Signs.*
- 7.30. **Hiero.** *Set the Greek Cross of 13 Squares aside. Hold the Hierophant Wand. Tap the Altar.*
- 7.31. **Hiero.** *Before you is the 19th Key of the Tarot which symbolically resumes these ideas. The Sun has 12 principal rays which represent the 12 Signs of the Zodiac. These are again subdivided into the 36 Decanates or sets of 10 degrees of the Zodiac, and these again into 72, typifying the 72 quinnances or sets of 5, and the 72-fold Name Shemhamphoresch. Thus the Sun embraces the whole creation in its rays. The seven Hebrew Yods on each side, falling through the air, refer to the Solar influence descending. The Wall is the Circle of the Zodiac, and the stones are its varying degrees and divisions. The two children standing respectively on Water and Earth represent the generating influence of both, brought into action by the rays of the Sun. They are the two inferior and passive Elements, as the Sun and Air above them are the Superior and Active Elements of Fire and Air. Furthermore, these Children represent the Sign Gemini which unites the Earthly Sign of Taurus*

7.6. **Hiero.** Collega Poraios de Rejectis, before you in the East lie the Portals of the 30th, 25th and 28th Paths leading from the (2) = [9] Grade of Theoricus to those Grades which are beyond. Of these, the only one now open to you is the thirtieth...

7.7. **Hiero.** Tap the Resh Portal Plaque.

7.8. **Hiero.** ...which leads to the (3) = [8] Grade of Practicus. Take in your right hand the Solar Greek Cross and follow your guide through the pathway of the Sun.

7.9. **Hiero.** Place the Hierophant Wand onto the Hierophant Lamen in the active position. Take the Red Lamp from between the Portals of Resh and Samekh and place it on top of the Hierophant stack.

7.10. **Hegemon.** Nudge the Hegemon/Aspirant stack to be directly below the White Pillar (4B).

7.11. **Hegemon.** Before the Intellectual Whirlings of Intellectual Fire, all things are servant to the Will of the Spirit of the Universe.

7.12. **Hiero.** Slide the Hierophant stack down closer to the Altar (3C). Palm the Red Lamp.

7.13. **Hiero.** Axieros, the first Kabir, spake unto Kasmillos the Candidate and said, "I am the Sun in its Greatest Height. I am noon. I bring heat, warmth and plenty." Thus spake the voice of Axieros!

7.14. **Hiero.** Replace the Red Lamp between the Portals of Resh and Samekh. Slide the Hierophant stack up to just below the Samekh Portal Plaque (3C).

7.15. **Hegemon.** Pick up the Hegemon/Aspirant stack. Take the two Hegemon cards and place them face down below the Hierophant. Make the Sign of the Enterer:

7.16. **Aspirant.** Place the two Aspirant cards face down below the Hierophant. Make the Sign of the Enterer.

7.17. **Hegemon.** Pick up the Hegemon/Aspirant stack and tap it on the Generic Censer. Place the Hegemon/Aspirant stack above the Tav Portal Plaque (6C).

7.18. **Hiereus.** Pick up the Red Lamp immediately to the left of the Hiererus and place it on top of the Hiererus stack. Place the entire Hiererus stack on top of the Banner of the West. Palm the Red Lamp.

7.19. **Hiereus.** Axiokersos, the second Kabir, spake unto Kasmillos the Candidate and said, "I am the Sun in its Greatest Depression. I bring coldness. I am night. I am winter."

Thus spake the voice of Axiokersos!

7.20. **Hiereus.** Replace the Red Lamp in the lower left corner (7A). Replace the two Hiererus cards to the right of the Red Lamp (7B), leaving the Banner of the West behind.

7.21. **Hegemon.** Pick up the Hegemon/Aspirant stack. Tap it on the Earth Tablet and then between the pillars (3A-3B). Take the two Hegemon cards and place them face down below the Hierophant (3C). Make the Sign of the Enterer.

7.22. **Aspirant.** Place the two Aspirant cards face down below the Hierophant. Make the Sign of the Enterer:

6.101. **Hiereus.** Nature persuadeth us that there are pure daemons and that even the evil germs of Matter may alike become useful and good. But these are Mysteries which are evolved in the profound abyss of the Mind.

6.102. **Hegemon.** Touch the Hegemon Wand.

6.103. **Hegemon.** Labour thou around the Strophalos of Hekate.

6.104. **Hiereus.** Touch the Hiererus Sword.

6.105. **Hiereus.** When thou shalt see a Terrestrial Daemon approaching, Cry aloud! and sacrifice the stone Mnizourin.

6.106. **Hiero.** Hold the Hierophant Wand. Tap the centre of the Aspirant stack.

6.107. **Hiero.** Change not the names, for they are the Voice of Fire.

6.108. **Hiero.** Tap an invoking Triangle of Fire on the Aspirant stack via the points of the Tetrahedron; upper centre, lower right, lower left.

Place the Hierophant Wand onto the Hierophant Lamen in the active position.

6.109. **Hiero.** Attend ye well as I expound the Mysteries of the 31st Path.

The 31st Path of the Sepher Yezzirah which answereth unto the letter Shin is called "The Perpetual Intelligence," so-called because it regulateth the proper motion of the Sun and the Moon in their proper order, each in an orbit convenient for it. It is a reflection of the Sphere of Fire, and the Path connecting the Material Universe as depicted in Malkuth with the Pillar of Severity and the side of Geburah, through the Sephirah Hod.

6.110. **Hiero.** Take the Tetrahedron off of the top of the Aspirant stack.

6.111. **Hiero.** The Solid Triangular Pyramid of Flame is an appropriate hieroglyph of Fire. It is formed of four triangles: three visible and one concealed, which yet is the synthesis of the rest. The three visible triangles represent Fire: Solar, Volcanic and Astral, while the fourth represents Latent Heat. AUD active, AUB passive, AUR equilibrated, while Aesch is the Name of Fire.

6.112. **Hiero.** Set the Tetrahedron aside. Hold the Hierophant Wand.

6.113. **Hiero.** Before you upon the Altar is the 20th Key of the Tarot, which symbolically represents these ideas. To the uninitiated eye it represents the Last Judgment, with an angel blowing a trumpet and the dead rising from their tombs – but its meaning is far more occult and recondite than this, for it is truly a glyph representing the Powers of Fire. The Angel encircled by the rainbow, whence leap conceptions of Fire, and crowned by the Sun, represents MICHAEL, the Great Archangel, the Ruler of Solar Fire. The Serpents which leap in the rainbow are the symbols of the Fiery Seraphim. The Trumpet represents the influence of the Spirit descending from Binah, while the Banner with the Cross refers to the Four Rivers of Paradise and the Letters of the Holy Name.

He is also Axieros, the first of the Samothracian Kabiri, as well as Zeus and Osiris. The left hand figure below, rising from the earth, is Samael, the Ruler of Volcanic Fire. He is also Axiokersos the Second Kabir, Pluto and Typhon. The right hand figure below is Arael, the Ruler of Astral Light. She is also Axiokersa the Third

Kabir, Ceres and Persephone, Isis and Nephthys. She is, therefore, represented in duplicate form, and rising from the waters. Around both these figures dart flashes of lightning. These three principal figures form the Fire Triangle, and further represent Fire operating in the other three Elements of Earth, Air and Water. The central lower figure with his back turned, and his arms in the Sign of the  $\textcircled{2} = \boxed{9}$ , is Ariel, the Ruler of Latent Hear. He is rising from the Earth as if to receive the properties of the other three. He is also Kasmillos, the Candidate in the Samothracian Mysteries, and the Horus of Egypt. He rises from the rock-hewn Cubical Tomb and he also alludes to the Candidate who traverses the Path of Fire. The Three lower figures represent the Hebrew letter Shin, to which Fire is especially referred. The seven Hebrew Yods allude to the Sephiroth operating in each of the Planets and to the Schemhamphoresch.

6.114. **Hiero.** Tap the *Hiereus* stack.

6.115. **Hiero.** Honoured *Hiereus*, please show the Aspirant the Temple Diagrams that relate to this Path.

6.116. **Hiero.** Place the Hierophant Wand onto the Hierophant Lamens in the active position.

6.117. **Hiereus.** Salutes the Hierophant with the  $\textcircled{3} = \boxed{8}$  Sign. Pick up the *Hiereus* stack and place it on top of the *Theoricus* Sash. Pick up the *Hiereus/Aspirant* stack. Tap it on the Earth Tablet and then tap between the Pillars (3A-3B). Take the two *Hiereus* cards and place them face down below the Hierophant. Make the Sign of the Enterer:

6.118. **Aspirant.** Place the *Theoricus* Sash face down below the Hierophant and make the Sign of the Enterer:

6.119. **Hiereus.** Pick up the *Hiereus/Aspirant* stack. Place it between the Altar and the Generic Censer (4D). Take the 31st S diagram out from the bottom of the Generic Censer stack.

6.120. **Hiereus.** This illustration shows the 10 Sephiroth in the 7 Palaces.

6.121. **Aspirant.** Take a moment to examine the diagram. Set it aside.

6.122. **Hiereus.** Pick up the *Hiereus/Aspirant* stack. Place it between the Altar and the Water Tablet (6C). Take the 31st W diagram out from the bottom of the Water Tablet.

6.123. **Hiereus.** Here we see the 10 Sephiroth fixed to Yod Heh Vav Heh.

6.124. **Aspirant.** Take a moment to examine the diagram. Set it aside.

6.125. **Hiereus.** Pick up the *Hiereus/Aspirant* stack. Place it between the Earth Tablet and the Altar (4B). Take the 31st N diagram out from the bottom of the Earth Tablet.

6.126. **Hiereus.** These are the Heavens of Assiah. Remember them well.

6.127. **Aspirant.** Take a moment to examine the diagram. Set it aside.

6.128. **Hiereus.** Pick up the *Hiereus/Aspirant* stack. Place it below the Hierophant (3C). Take the 31st E diagram out from the bottom of the Air Tablet/Tav Portal Plaque stack.

6.129. **Hiereus.** This diagram shows the Averse Sephiroth, also known as the Qlip-poth, which is the Dual of the Tree lying Below the Plane of the Material World.

6.130. **Aspirant.** Take a moment to examine the diagram. Set it aside.

6.131. **Hiereus.** Pick up the *Hiereus/Aspirant* stack. Take the two *Hiereus* cards and place them face down below the Hierophant. Make the Sign of the Enterer:

6.132. **Aspirant.** Place the *Theoricus* Sash face down below the Hierophant. Make the Sign of the Enterer:

6.133. **Hiereus.** Pick up the *Hiereus/Aspirant* stack. Tap on the Generic Censer. Place the *Hiereus/Aspirant* stack at the west edge of the Altar (5C). Take the two *Hiereus* cards and place them to the right of the left-most Red Lamp (7B).

6.134. **Hiero.** Hold the Hierophant Wand. Tap the *Theoricus* Sash.

6.135. **Hiero.** Collega \$moto, I now have the greatest pleasure in conferring upon you the title of Master of the 31st Path.

6.136. **Hiero.** Tap the Hegemon.

6.137. **Hiero.** Collega Hegemon, please lead the Aspirant out of the Temple as we prepare to enter the 30th Path.

6.138. **Hiero.** Place the Hierophant Wand onto the Hierophant Lamens in the active position.

6.139. **Hegemon.** Pick up the Hegemon stack and place it on top of the *Theoricus* Sash. Set the Hegemon/Aspirant stack in reserve.

#### 7. THE 30TH PATH

7.1. **Hiero.** Set the Judgment Altar top aside, revealing the Sun Altar top.

Pick up the Air Tablet. Move the Tav Portal Plaque to the south, on top of the Water Tablet. Pick up the Samekh Portal Plaque. Place the Air Tablet onto the 30th Path East Diagram. Place the Samekh Portal Plaque onto the Air Tablet.

Slip the Shin Portal Plaque to the bottom of the Resh Portal Plaque stack. Set the Qoph Portal Plaque aside.

7.2. **Hegemon.** Insert into the Hegemon/Aspirant stack the Greek Cross of 13 Squares between the Hegemon Lamens and the *Theoricus* Sash. Place the Hegemon/Aspirant stack between the Tav Portal Plaque and the right-most Red Lamp (7D).

7.3. **Hegemon.** Behold! The Tabernacle has been placed in the Sun.

7.4. **Hegemon.** Pick up the Hegemon/Aspirant stack. Tap above the Tav Portal Plaque (6C) and then on the Earth Tablet. Place it between the Pillars (3A-3B).

7.5. **Hiero.** Knock once on the table. Hold the Hierophant Wand.